


Q1 Please indicate the school your child attends.

Answered: 66 Skipped: 0

A.L. Horton Elementary										
Andrew School										
Ardrossan Elementary										
Ardrossan Junior Senio...										
Bev Facey Community High										
Brentwood Elementary										
Bruderheim School										
Clover Bar Junior High										
École Campbelltown										
École Parc Élémentaire										
F.R. Haythorne Junior High										
Fort Saskatchewan...										
Fort Saskatchewan...										
Fort Saskatchewan...										
Fultonvale Elementary...										
Glen Allan Elementary										
James Mowat Elementary										
Lakeland Ridge										
Lamont Elementary										

EIPS Parent Survey 2017-18



ANSWER CHOICES	RESPONSES
A.L. Horton Elementary	0.00% 0

EIPS Parent Survey 2017-18

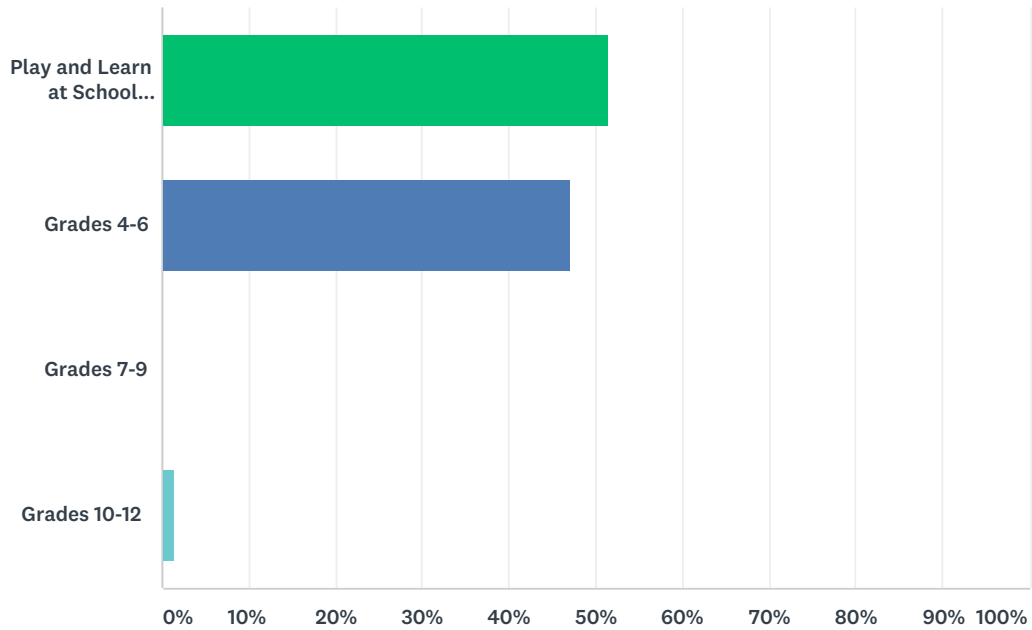
Andrew School	0.00%	0
Ardrossan Elementary	0.00%	0
Ardrossan Junior Senior High	0.00%	0
Bev Facey Community High	0.00%	0
Brentwood Elementary	0.00%	0
Bruderheim School	0.00%	0
Clover Bar Junior High	0.00%	0
École Campbelltown	0.00%	0
École Parc Élémentaire	0.00%	0
F.R. Haythorne Junior High	0.00%	0
Fort Saskatchewan Christian	0.00%	0
Fort Saskatchewan Elementary	0.00%	0
Fort Saskatchewan Senior High	0.00%	0
Fultonvale Elementary Junior High	0.00%	0
Glen Allan Elementary	0.00%	0
James Mowat Elementary	0.00%	0
Lakeland Ridge	0.00%	0
Lamont Elementary	0.00%	0
Lamont High	0.00%	0
Mills Haven Elementary	100.00%	66
Mundare School	0.00%	0
Next Step/Outreach	0.00%	0
Pine Street Elementary	0.00%	0
Rudolph Hennig Junior High	0.00%	0
Salisbury Composite High	0.00%	0
Sherwood Heights Junior High	0.00%	0
SouthPointe School	0.00%	0
Strathcona Christian Academy Elementary	0.00%	0
Strathcona Christian Academy Secondary	0.00%	0
Uncas Elementary	0.00%	0
Vegreville Composite High	0.00%	0
Wes Hosford Elementary	0.00%	0
Westboro Elementary	0.00%	0
Win Ferguson Elementary	0.00%	0

EIPS Parent Survey 2017-18

Woodbridge Farms Elementary	0.00%	0
Wye Elementary	0.00%	0
TOTAL		66

Q2 Please indicate your child's grade.

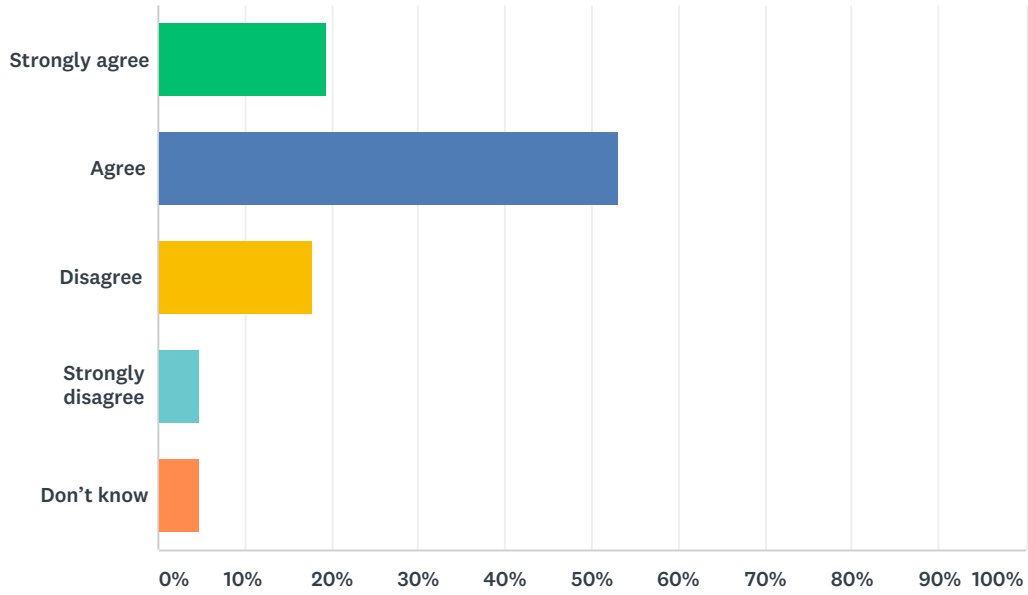
Answered: 66 Skipped: 0



ANSWER CHOICES	RESPONSES	
Play and Learn at School (PALS) Kindergarten Grades 1-3	51.52%	34
Grades 4-6	46.97%	31
Grades 7-9	0.00%	0
Grades 10-12	1.52%	1
TOTAL		66

Q3 My child's individual needs are met.

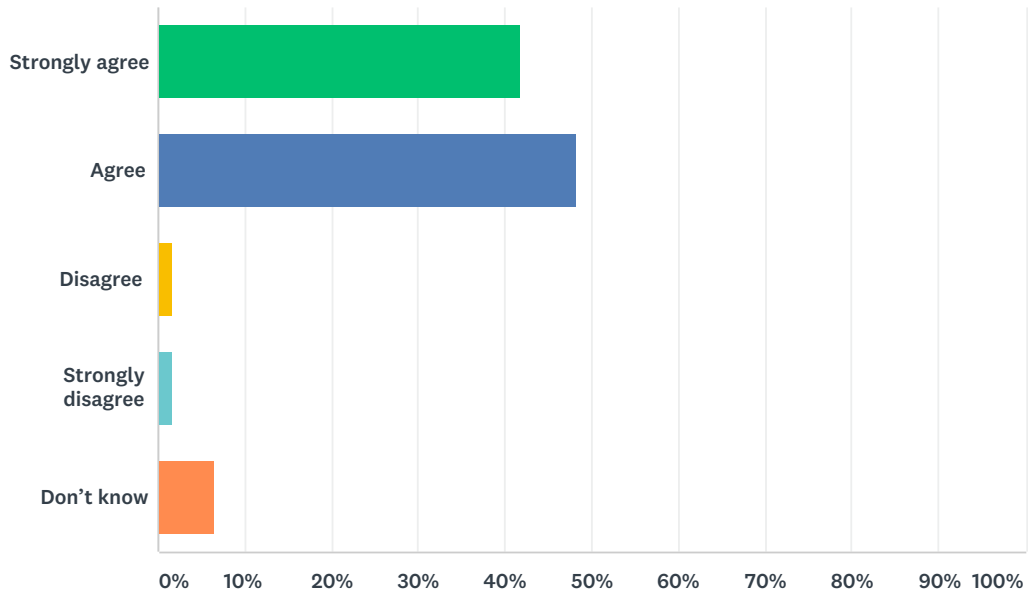
Answered: 62 Skipped: 4



ANSWER CHOICES	RESPONSES	
Strongly agree	19.35%	12
Agree	53.23%	33
Disagree	17.74%	11
Strongly disagree	4.84%	3
Don't know	4.84%	3
TOTAL		62

Q4 My child is encouraged at school to do his or her best.

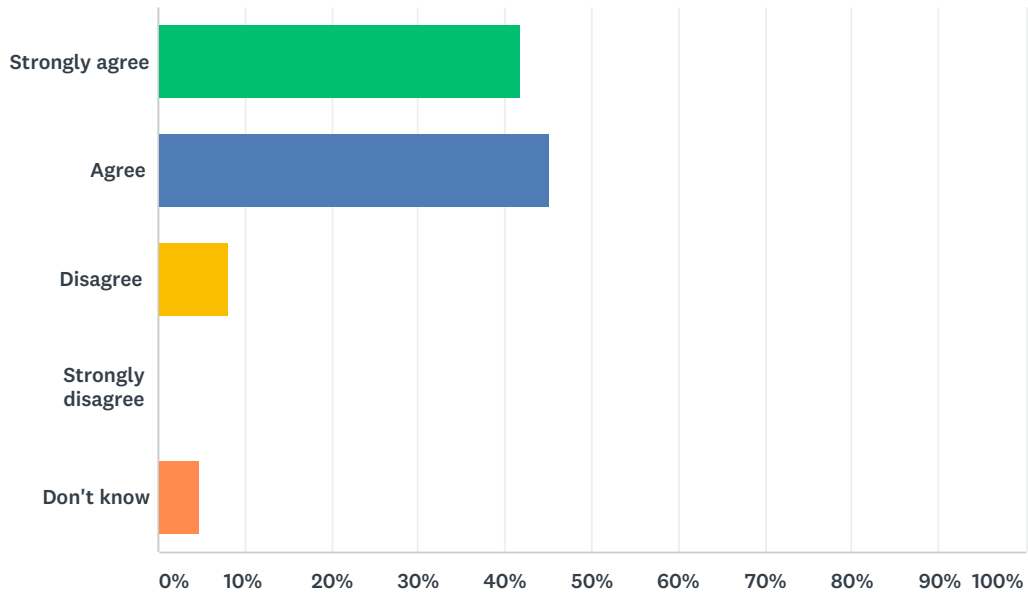
Answered: 62 Skipped: 4



ANSWER CHOICES	RESPONSES	
Strongly agree	41.94%	26
Agree	48.39%	30
Disagree	1.61%	1
Strongly disagree	1.61%	1
Don't know	6.45%	4
TOTAL		62

Q5 My child is demonstrating growth in literacy.

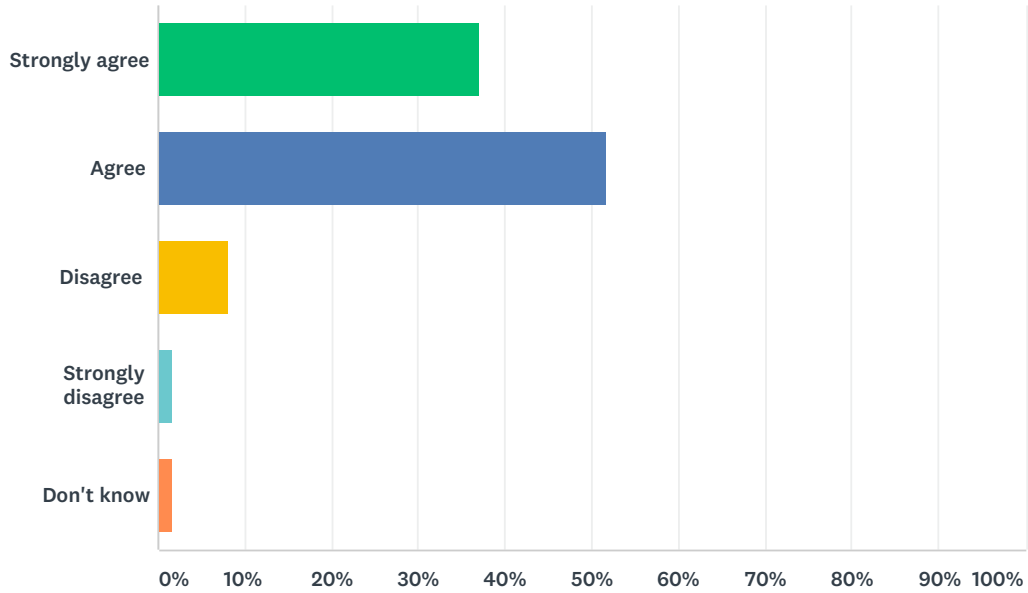
Answered: 62 Skipped: 4



ANSWER CHOICES	RESPONSES	
Strongly agree	41.94%	26
Agree	45.16%	28
Disagree	8.06%	5
Strongly disagree	0.00%	0
Don't know	4.84%	3
TOTAL		62

Q6 My child is demonstrating growth in numeracy.

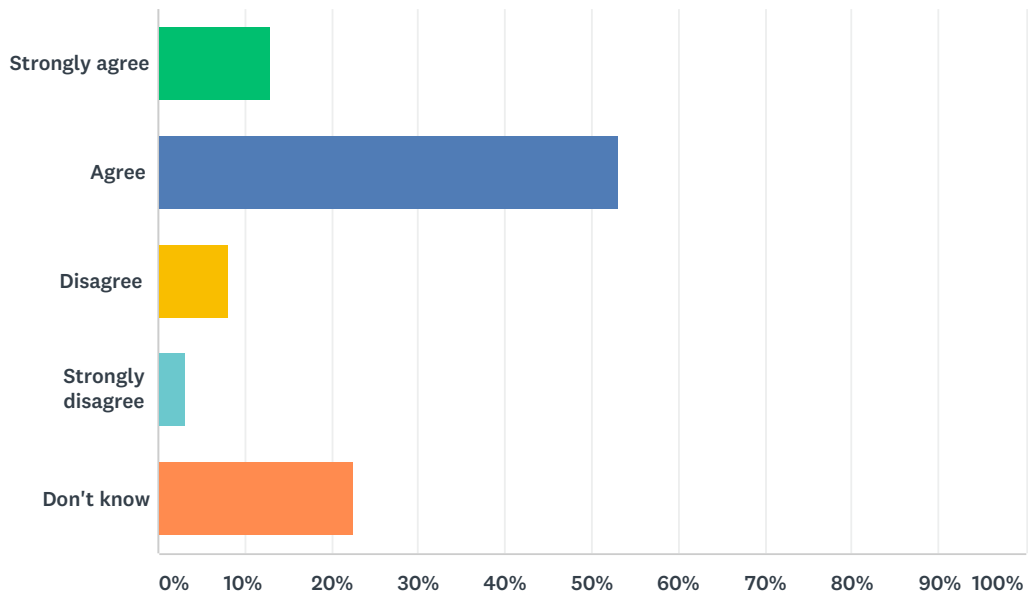
Answered: 62 Skipped: 4



ANSWER CHOICES	RESPONSES	
Strongly agree	37.10%	23
Agree	51.61%	32
Disagree	8.06%	5
Strongly disagree	1.61%	1
Don't know	1.61%	1
TOTAL		62

Q7 My child has an understanding of First Nations, Métis and Inuit culture and history.

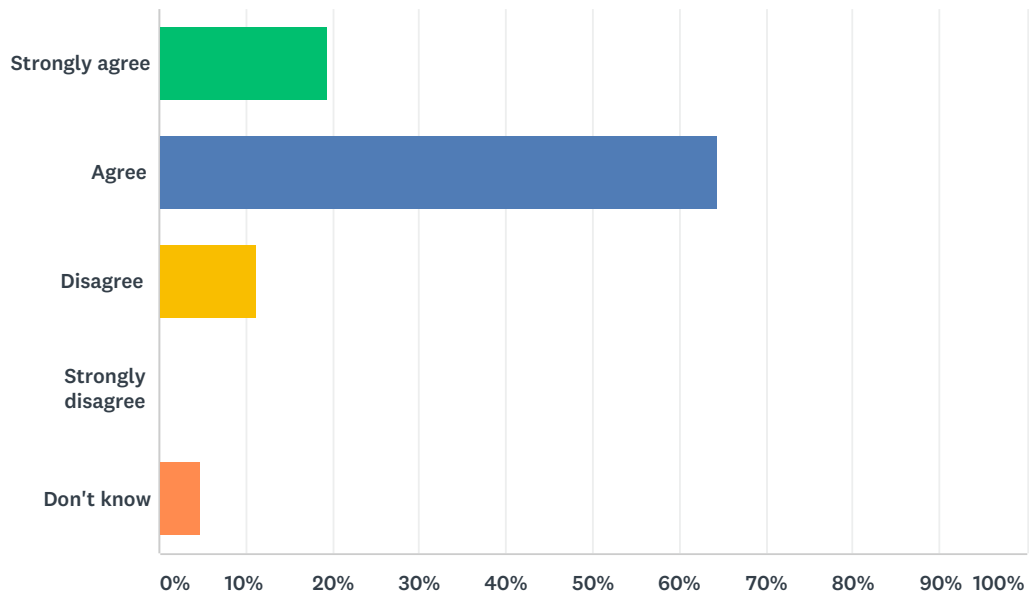
Answered: 62 Skipped: 4



ANSWER CHOICES	RESPONSES	
Strongly agree	12.90%	8
Agree	53.23%	33
Disagree	8.06%	5
Strongly disagree	3.23%	2
Don't know	22.58%	14
TOTAL		62

Q8 My child is being taught knowledge, skills and attitudes necessary to be successful in life.

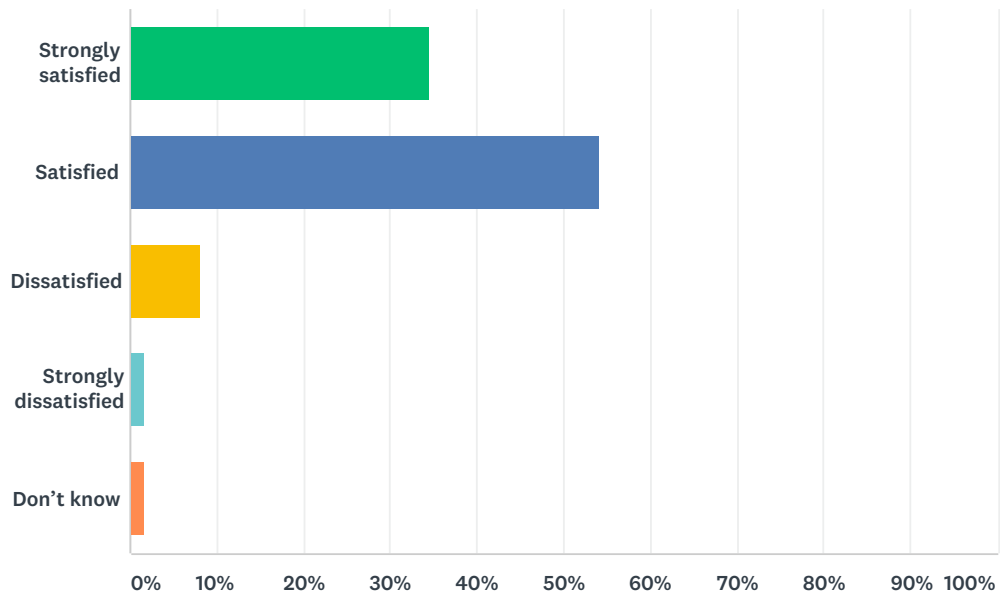
Answered: 62 Skipped: 4



ANSWER CHOICES	RESPONSES	
Strongly agree	19.35%	12
Agree	64.52%	40
Disagree	11.29%	7
Strongly disagree	0.00%	0
Don't know	4.84%	3
TOTAL		62

Q9 How satisfied are you with the quality of education your child is receiving at his or her school?

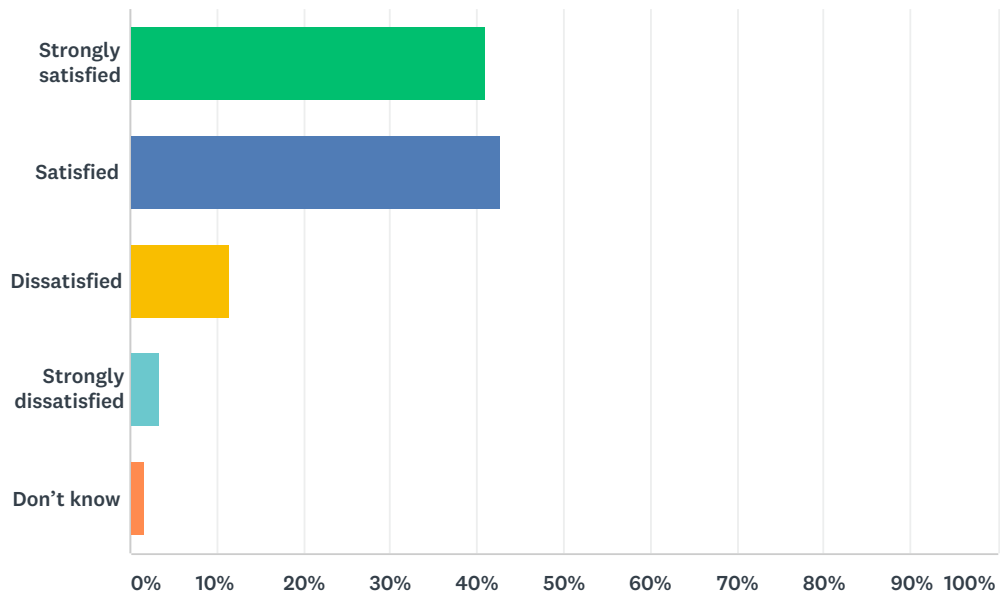
Answered: 61 Skipped: 5



ANSWER CHOICES	RESPONSES	
Strongly satisfied	34.43%	21
Satisfied	54.10%	33
Dissatisfied	8.20%	5
Strongly dissatisfied	1.64%	1
Don't know	1.64%	1
TOTAL		61

Q10 How satisfied are you with the quality of teaching at your child's school?

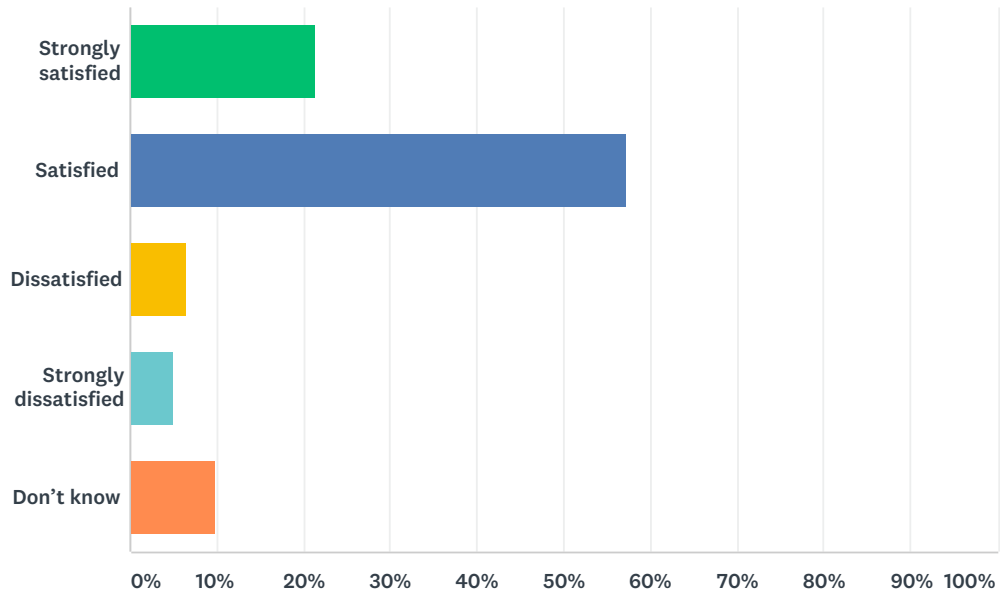
Answered: 61 Skipped: 5



ANSWER CHOICES	RESPONSES	
Strongly satisfied	40.98%	25
Satisfied	42.62%	26
Dissatisfied	11.48%	7
Strongly dissatisfied	3.28%	2
Don't know	1.64%	1
TOTAL		61

Q11 How satisfied are you with the leadership in your child's school?

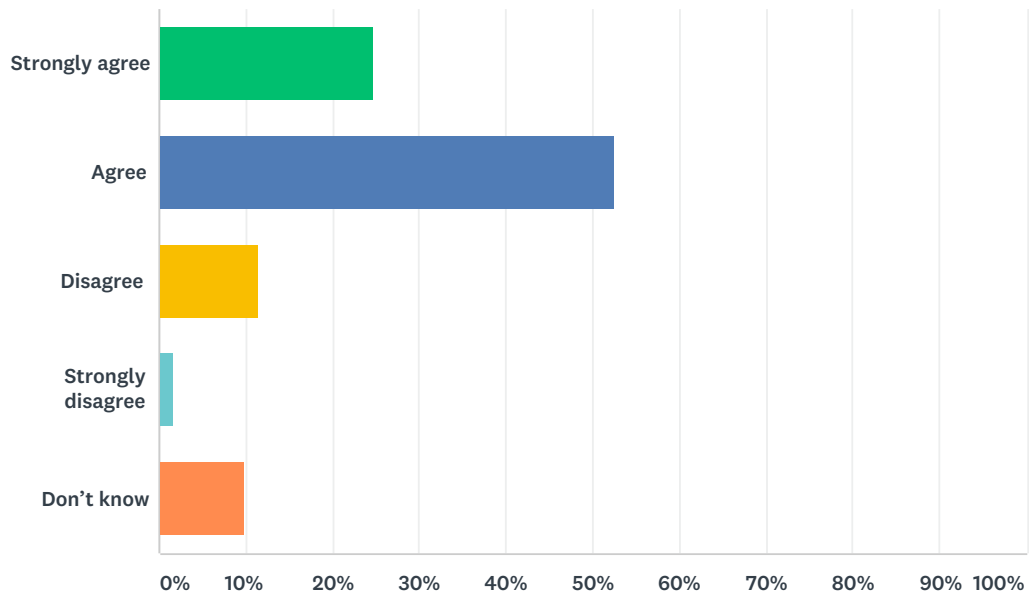
Answered: 61 Skipped: 5



ANSWER CHOICES	RESPONSES	
Strongly satisfied	21.31%	13
Satisfied	57.38%	35
Dissatisfied	6.56%	4
Strongly dissatisfied	4.92%	3
Don't know	9.84%	6
TOTAL		61

Q12 The rights and responsibilities of citizenship are reinforced in my child's school.

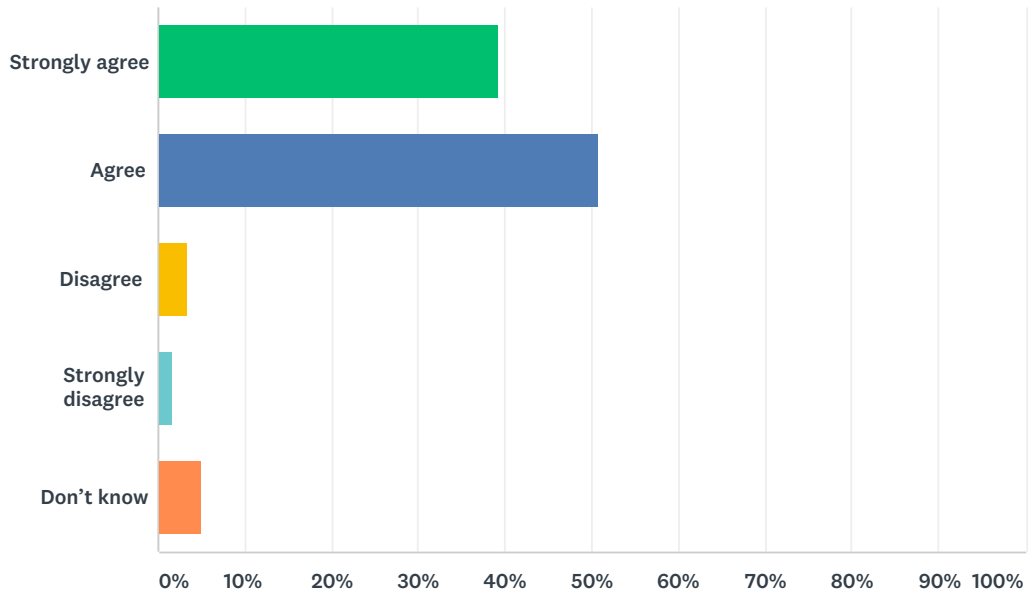
Answered: 61 Skipped: 5



ANSWER CHOICES	RESPONSES	
Strongly agree	24.59%	15
Agree	52.46%	32
Disagree	11.48%	7
Strongly disagree	1.64%	1
Don't know	9.84%	6
TOTAL		61

Q13 The school staff care about my child.

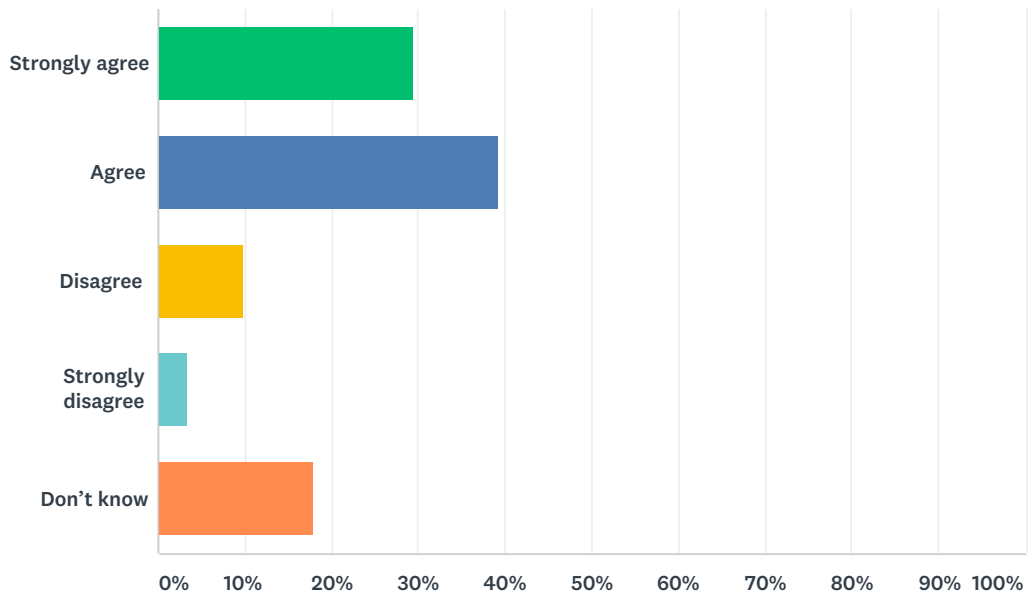
Answered: 61 Skipped: 5



ANSWER CHOICES	RESPONSES	
Strongly agree	39.34%	24
Agree	50.82%	31
Disagree	3.28%	2
Strongly disagree	1.64%	1
Don't know	4.92%	3
TOTAL		61

Q14 Discipline is handled in a fair and reasonable manner in my child's school.

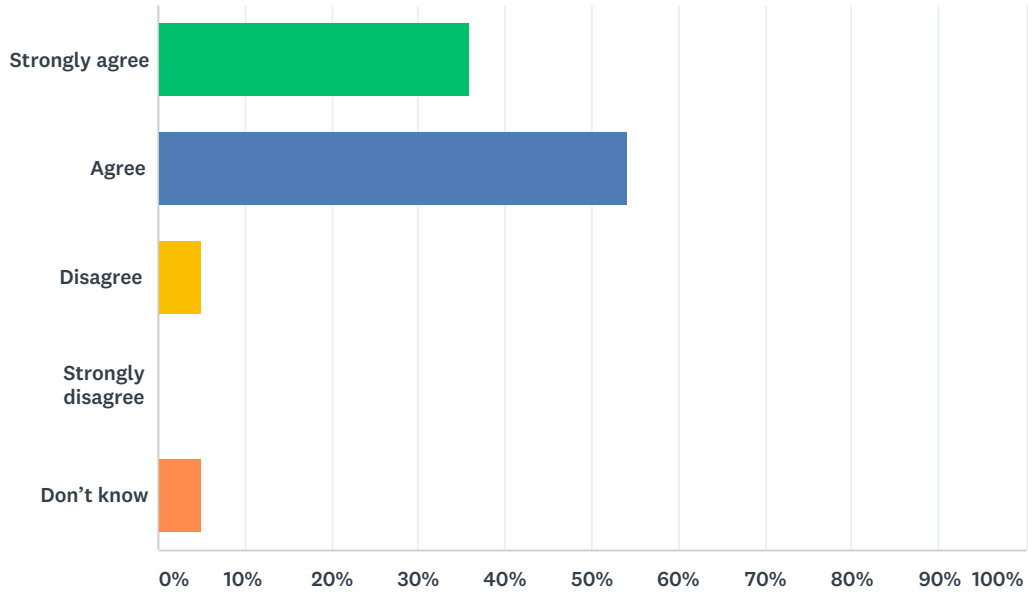
Answered: 61 Skipped: 5



ANSWER CHOICES	RESPONSES	
Strongly agree	29.51%	18
Agree	39.34%	24
Disagree	9.84%	6
Strongly disagree	3.28%	2
Don't know	18.03%	11
TOTAL		61

Q15 My child's school is safe.

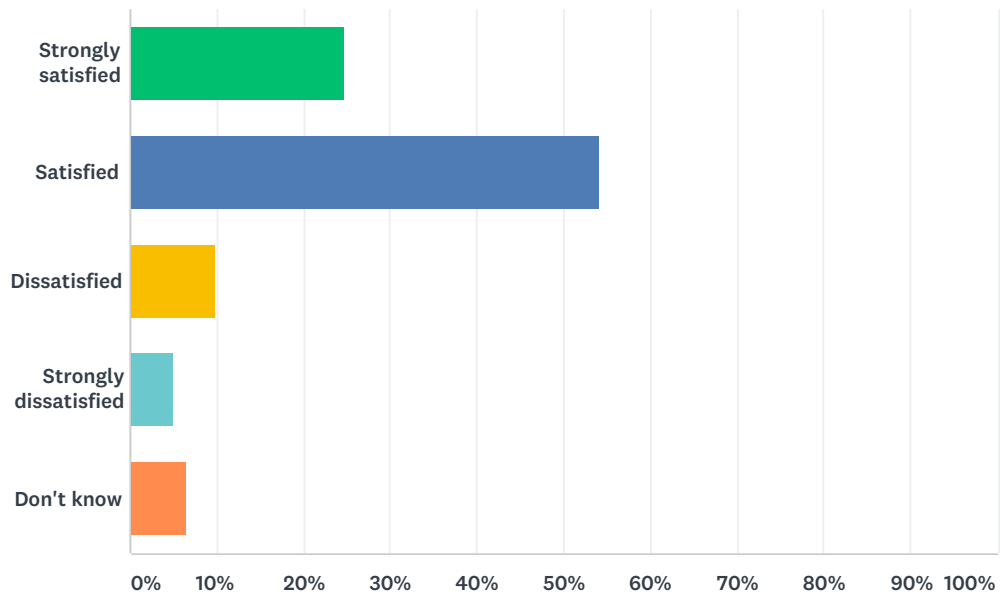
Answered: 61 Skipped: 5



ANSWER CHOICES	RESPONSES	
Strongly agree	36.07%	22
Agree	54.10%	33
Disagree	4.92%	3
Strongly disagree	0.00%	0
Don't know	4.92%	3
TOTAL		61

Q16 How satisfied are you with the resources available to support your child's learning?

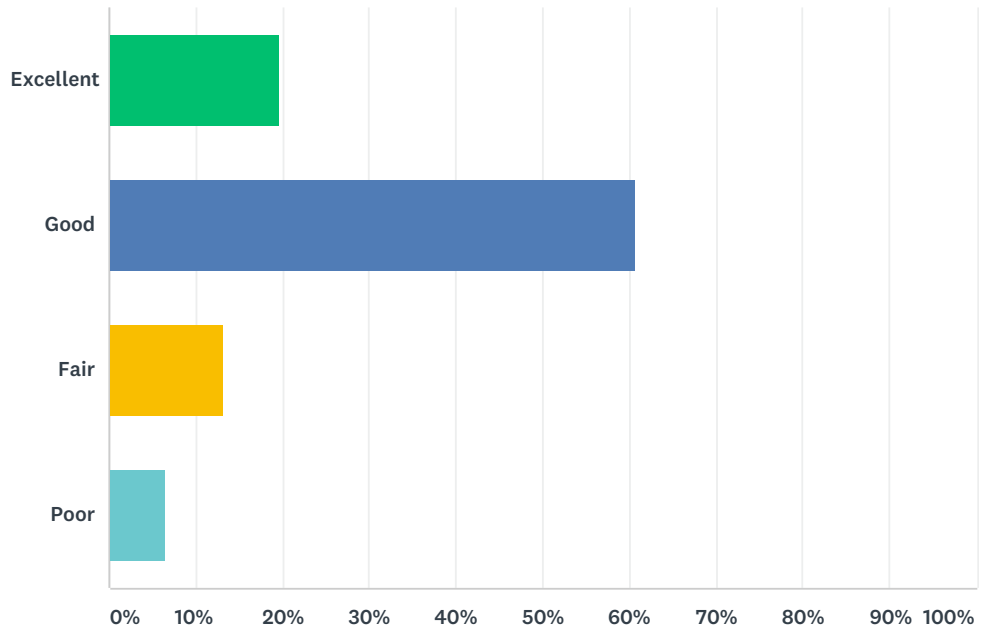
Answered: 61 Skipped: 5



ANSWER CHOICES	RESPONSES	
Strongly satisfied	24.59%	15
Satisfied	54.10%	33
Dissatisfied	9.84%	6
Strongly dissatisfied	4.92%	3
Don't know	6.56%	4
TOTAL		61

Q17 How would you rate the physical condition of your child's school?

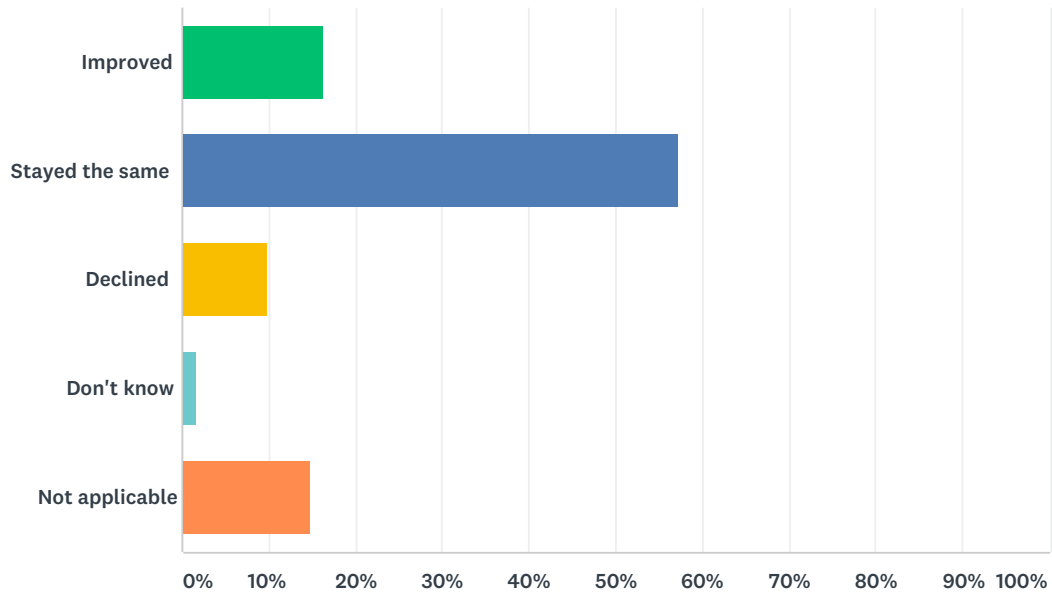
Answered: 61 Skipped: 5



ANSWER CHOICES	RESPONSES	
Excellent	19.67%	12
Good	60.66%	37
Fair	13.11%	8
Poor	6.56%	4
TOTAL		61

Q18 In your opinion, has the quality of education your child has experienced at school improved, stayed the same or declined in the past three years?

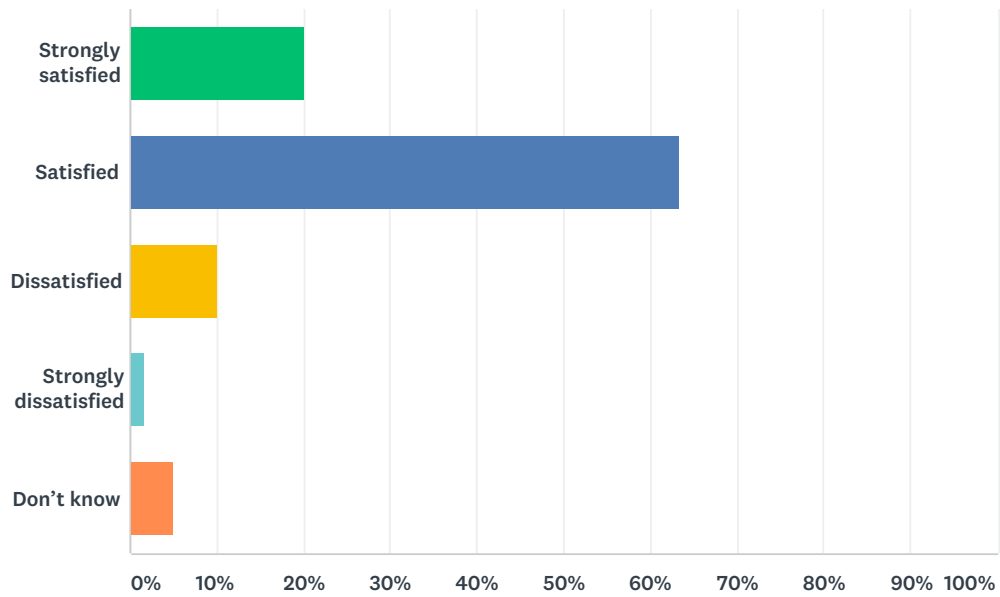
Answered: 61 Skipped: 5



ANSWER CHOICES	RESPONSES	
Improved	16.39%	10
Stayed the same	57.38%	35
Declined	9.84%	6
Don't know	1.64%	1
Not applicable	14.75%	9
TOTAL		61

Q19 How satisfied are you with the opportunity to be involved in decisions at your child's school?

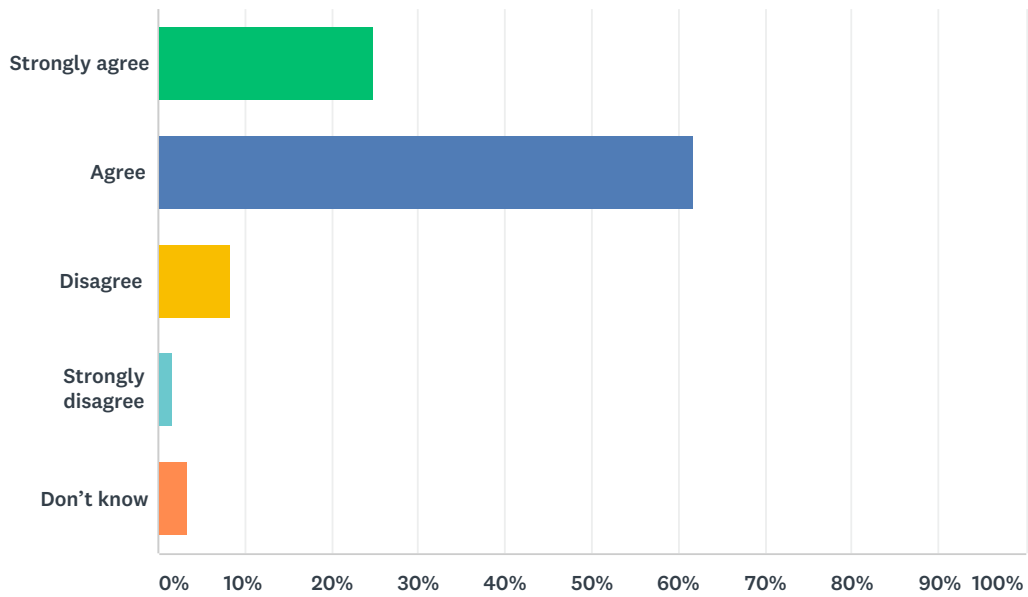
Answered: 60 Skipped: 6



ANSWER CHOICES	RESPONSES	
Strongly satisfied	20.00%	12
Satisfied	63.33%	38
Dissatisfied	10.00%	6
Strongly dissatisfied	1.67%	1
Don't know	5.00%	3
TOTAL		60

Q20 The school keeps me informed about my child's progress and achievement.

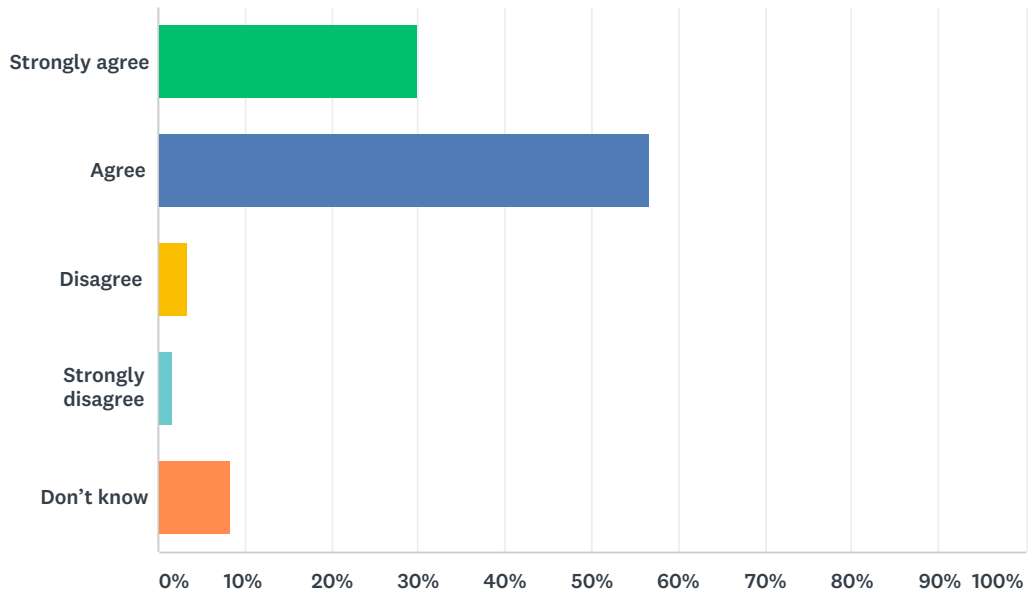
Answered: 60 Skipped: 6



ANSWER CHOICES	RESPONSES	
Strongly agree	25.00%	15
Agree	61.67%	37
Disagree	8.33%	5
Strongly disagree	1.67%	1
Don't know	3.33%	2
TOTAL		60

Q21 There is open and honest communication within my child's school.

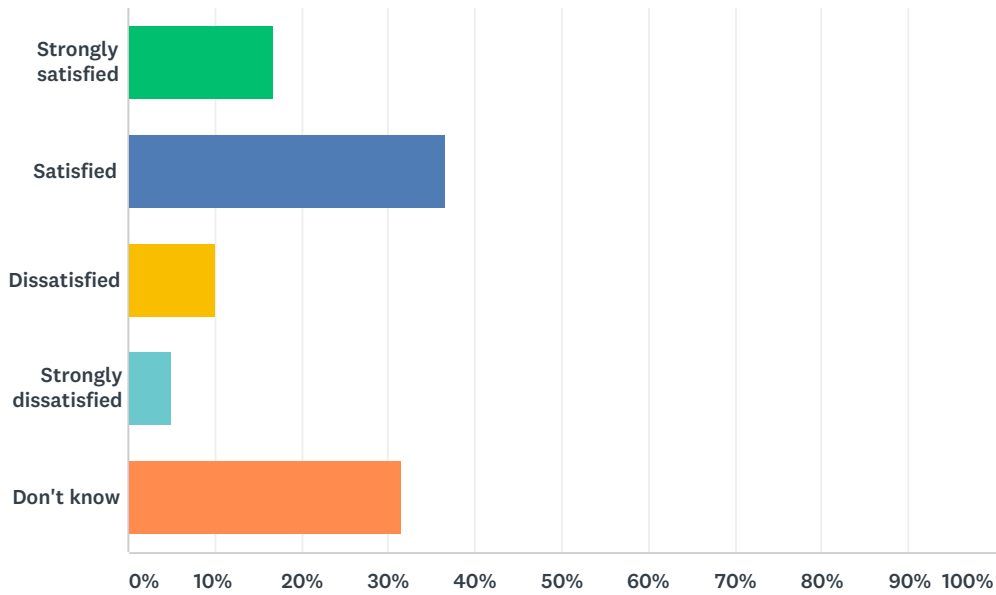
Answered: 60 Skipped: 6



ANSWER CHOICES	RESPONSES	
Strongly agree	30.00%	18
Agree	56.67%	34
Disagree	3.33%	2
Strongly disagree	1.67%	1
Don't know	8.33%	5
TOTAL		60

Q22 How satisfied are you with the community partnerships that may be established at your school? For example: Saffron, KEYS program, Green Certificate, lunch programs, after-school programs, RAP, Tools for School, Scratch Day, Entrepreneurial Adventure, scholarships/grants, etc.

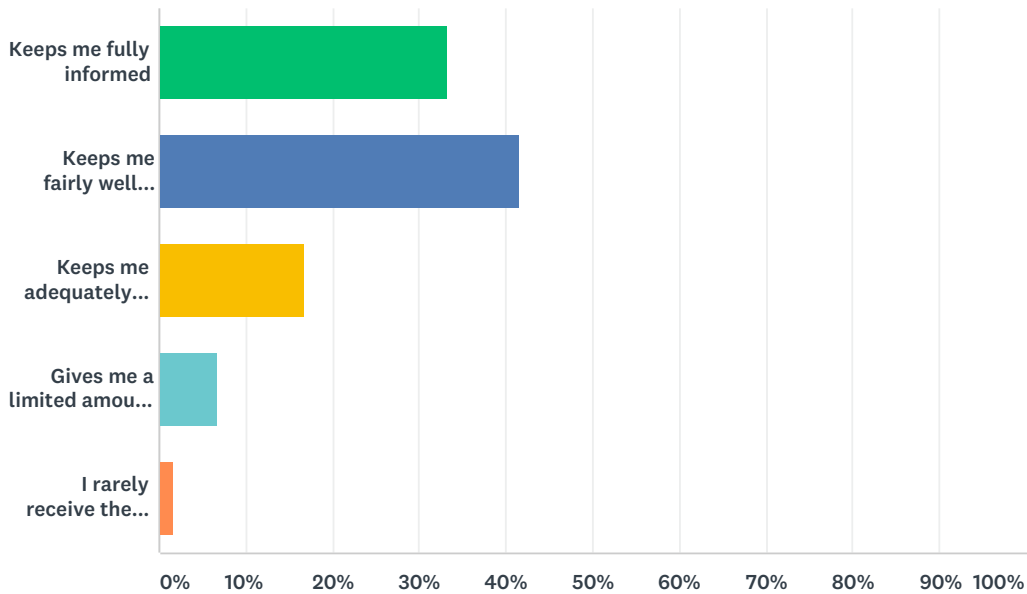
Answered: 60 Skipped: 6



ANSWER CHOICES	RESPONSES	
Strongly satisfied	16.67%	10
Satisfied	36.67%	22
Dissatisfied	10.00%	6
Strongly dissatisfied	5.00%	3
Don't know	31.67%	19
TOTAL		60

Q23 Elk Island Public Schools appreciates the opportunity to stay connected with parents about news, activities, programs and other matters of importance. What is your impression of the communication you receive from your child's school?

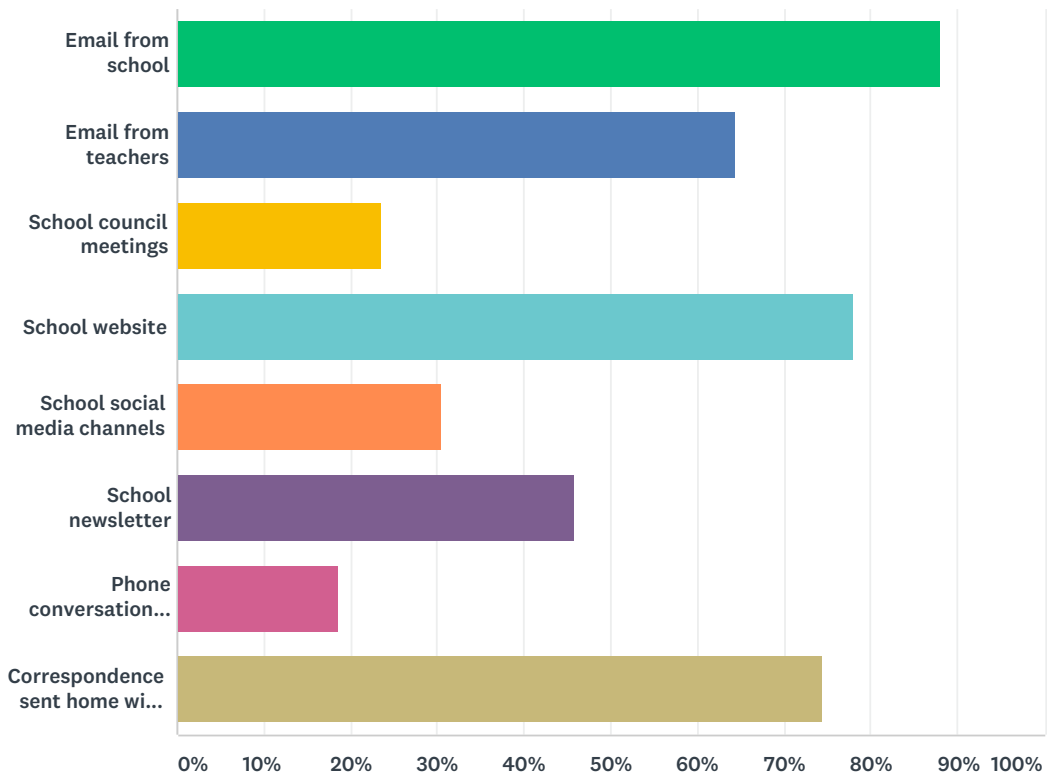
Answered: 60 Skipped: 6



ANSWER CHOICES	RESPONSES	
Keeps me fully informed	33.33%	20
Keeps me fairly well informed	41.67%	25
Keeps me adequately informed	16.67%	10
Gives me a limited amount of information	6.67%	4
I rarely receive the information I need	1.67%	1
TOTAL		60

Q24 Do you regularly make use of the following to keep up to date on school activities, programs, etc.? Check all that apply.

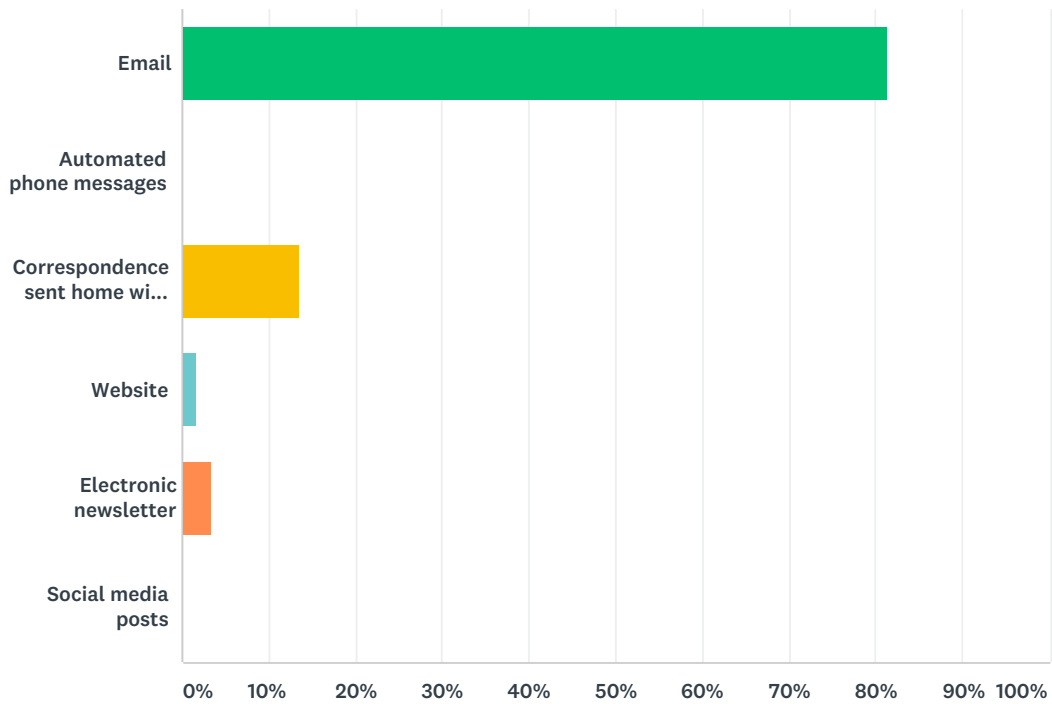
Answered: 59 Skipped: 7



ANSWER CHOICES	RESPONSES	
Email from school	88.14%	52
Email from teachers	64.41%	38
School council meetings	23.73%	14
School website	77.97%	46
School social media channels	30.51%	18
School newsletter	45.76%	27
Phone conversations with school and/or teachers	18.64%	11
Correspondence sent home with your child	74.58%	44
Total Respondents: 59		

Q25 What is your most preferred method of communication from the school and Division?

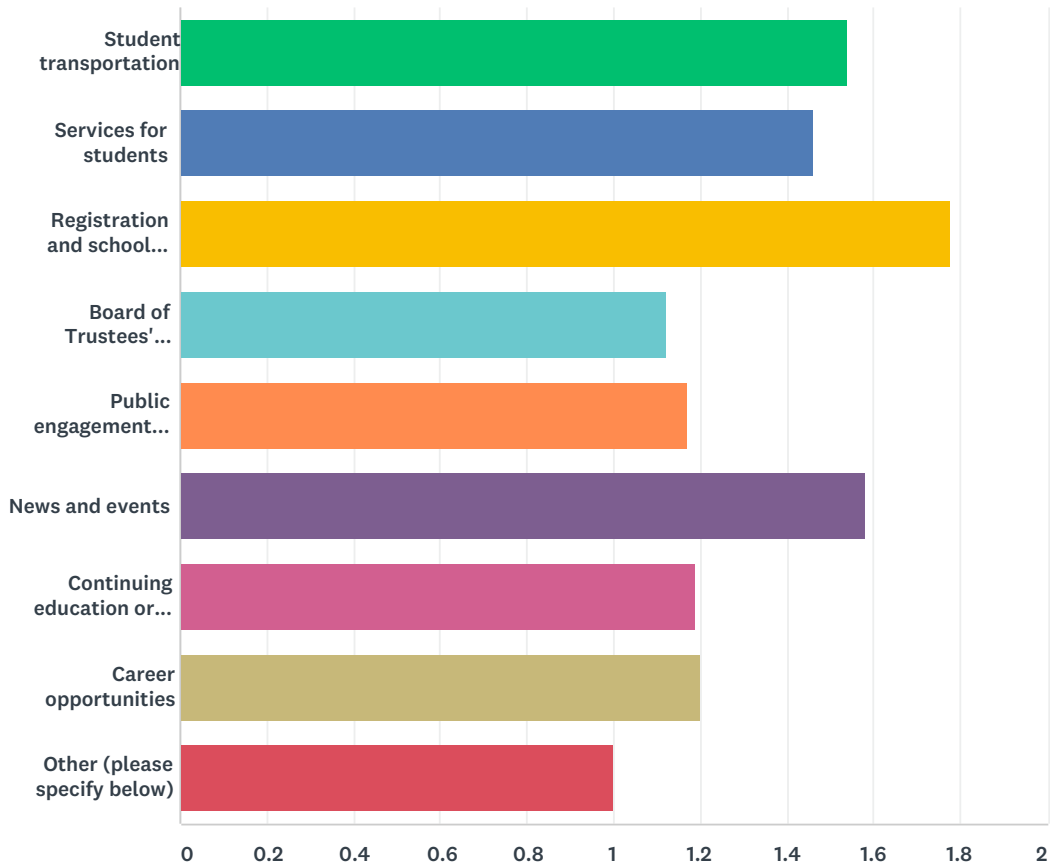
Answered: 59 Skipped: 7



ANSWER CHOICES	RESPONSES	
Email	81.36%	48
Automated phone messages	0.00%	0
Correspondence sent home with your child	13.56%	8
Website	1.69%	1
Electronic newsletter	3.39%	2
Social media posts	0.00%	0
TOTAL		59

Q26 Do you visit the Division website (www.eips.ca) for information on:

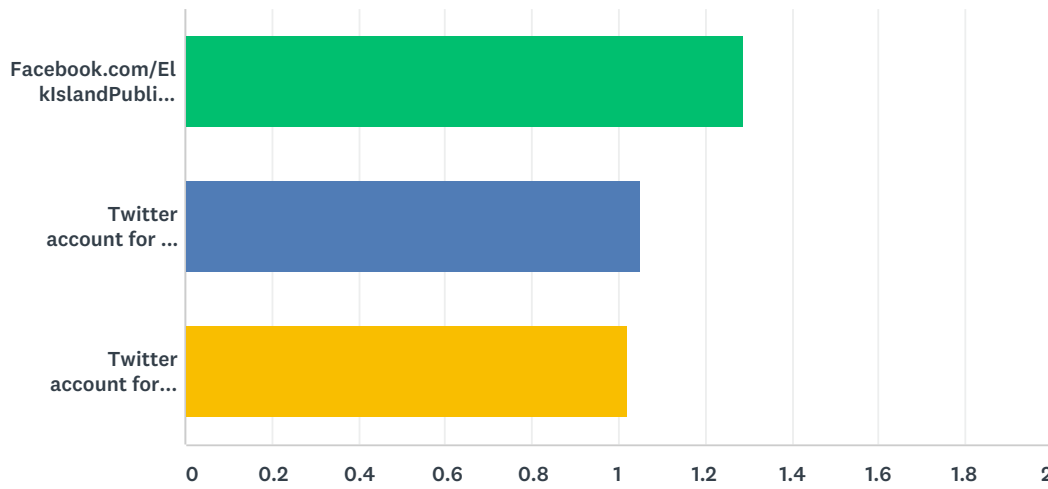
Answered: 59 Skipped: 7



	YES	NO	TOTAL	WEIGHTED AVERAGE
Student transportation	54.24% 32	45.76% 27	59	1.54
Services for students	45.76% 27	54.24% 32	59	1.46
Registration and school boundaries	77.97% 46	22.03% 13	59	1.78
Board of Trustees' meetings	11.86% 7	88.14% 52	59	1.12
Public engagement initiatives	16.95% 10	83.05% 49	59	1.17
News and events	57.63% 34	42.37% 25	59	1.58
Continuing education or summer courses	18.64% 11	81.36% 48	59	1.19
Career opportunities	20.34% 12	79.66% 47	59	1.20
Other (please specify below)	0.00% 0	100.00% 59	59	1.00

Q27 Elk Island Public Schools shares news and information on its social media channels. Do you follow:

Answered: 59 Skipped: 7



	YES	NO	TOTAL	WEIGHTED AVERAGE
Facebook.com/ElkIslandPublicSchools	28.81% 17	71.19% 42	59	1.29
Twitter account for the Division (@eips)	5.08% 3	94.92% 56	59	1.05
Twitter account for EIPS Student Transportation (@eipsST)	1.69% 1	98.31% 58	59	1.02