



Q1 Please indicate the school your child attends.

Answered: 116 Skipped: 0



EIPS Parent Survey November 2015



Answer Choices	Responses
----------------	-----------

EIPS Parent Survey November 2015

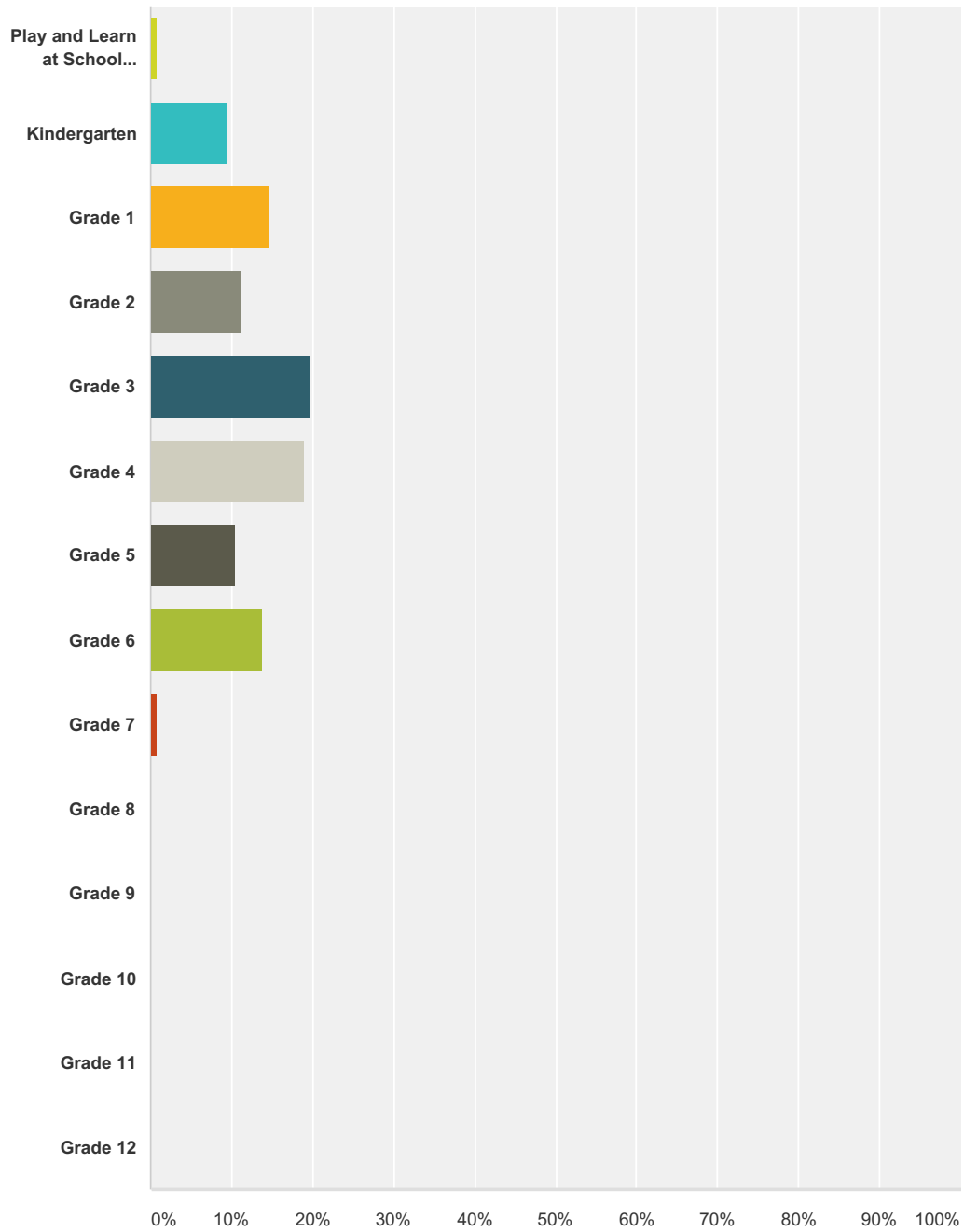
Mills Haven	100.00%	116
A.L. Horton	0.00%	0
Andrew	0.00%	0
Ardrossan Elementary	0.00%	0
Ardrossan Junior Senior	0.00%	0
Bev Facey	0.00%	0
Brentwood	0.00%	0
Bruderheim	0.00%	0
Clover Bar	0.00%	0
Ecole Campbelltown	0.00%	0
Ecole Parc	0.00%	0
F.R. Haythorne	0.00%	0
Ft. Sask. Christian	0.00%	0
Ft. Sask. Elementary	0.00%	0
Ft. Sask. Sr. High	0.00%	0
Fultonvale	0.00%	0
Glen Allan	0.00%	0
James Mowat	0.00%	0
Lakeland Ridge	0.00%	0
Lamont Elementary	0.00%	0
Lamont High	0.00%	0
Ministik	0.00%	0
Mundare	0.00%	0
NextStep/Outreach	0.00%	0
Pine Street	0.00%	0
Rudolph Hennig	0.00%	0
Salisbury	0.00%	0
Sherwood Heights	0.00%	0
SCA Elementary	0.00%	0
SCA Secondary	0.00%	0
Uncas	0.00%	0
Vegreville Composite	0.00%	0
Wes Hosford	0.00%	0
Westboro	0.00%	0

EIPS Parent Survey November 2015

Win Ferguson	0.00%	0
Woodbridge Farms	0.00%	0
Wye	0.00%	0
Total		116

Q2 Please indicate your child's grade.

Answered: 116 Skipped: 0



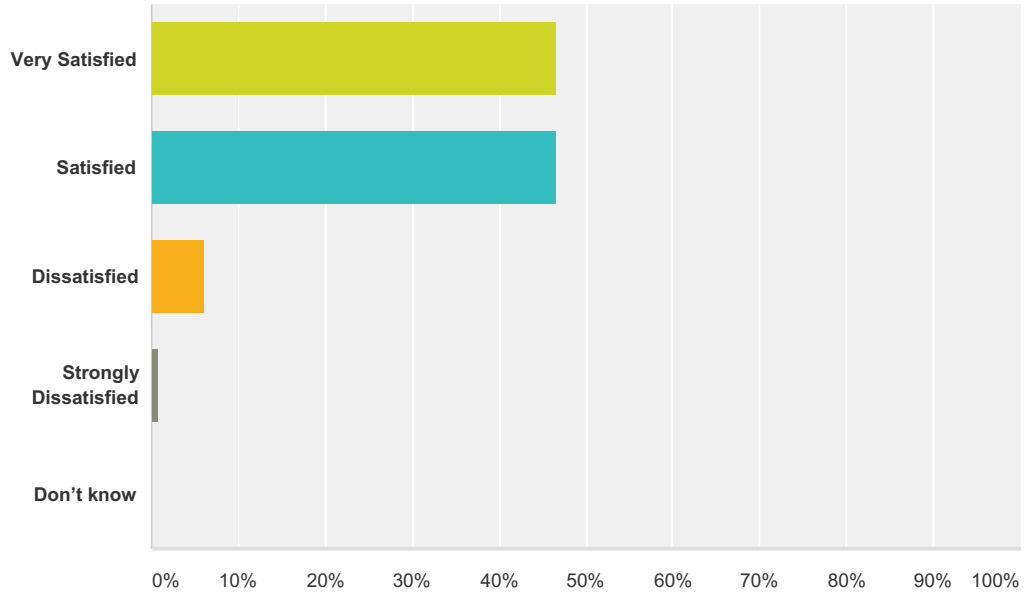
Answer Choices	Responses
Play and Learn at School (PALS)	0.86% 1
Kindergarten	9.48% 11
Grade 1	14.66% 17
Grade 2	11.21% 13
Grade 3	19.83% 23

EIPS Parent Survey November 2015

Grade 4	18.97%	22
Grade 5	10.34%	12
Grade 6	13.79%	16
Grade 7	0.86%	1
Grade 8	0.00%	0
Grade 9	0.00%	0
Grade 10	0.00%	0
Grade 11	0.00%	0
Grade 12	0.00%	0
Total		116

Q3 How satisfied are you with the quality of education that your child is receiving at his/her school?

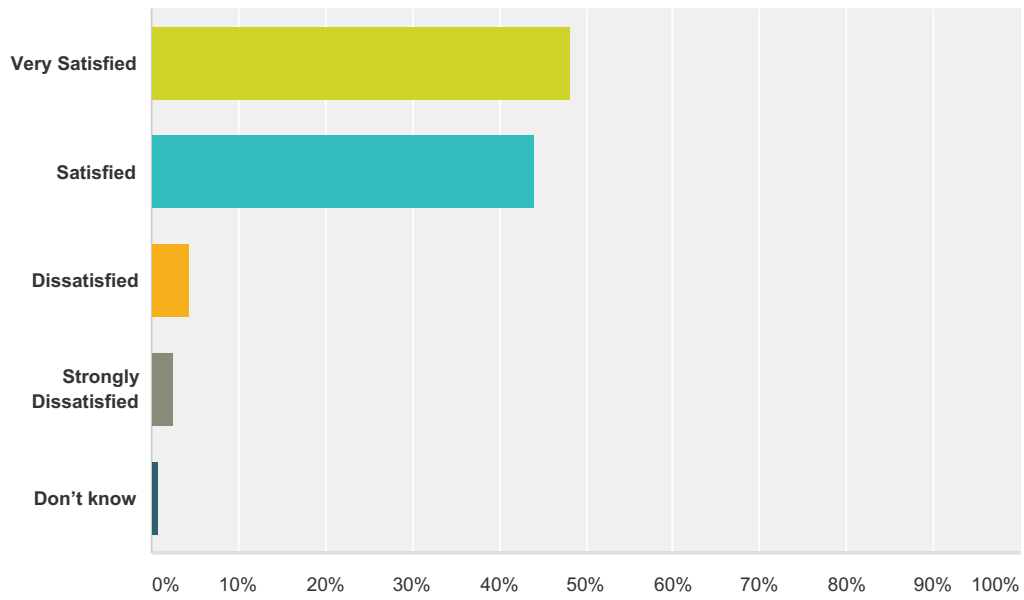
Answered: 116 Skipped: 0



Answer Choices	Responses	
Very Satisfied	46.55%	54
Satisfied	46.55%	54
Dissatisfied	6.03%	7
Strongly Dissatisfied	0.86%	1
Don't know	0.00%	0
Total		116

Q4 How satisfied are you with the quality of teaching at your child's school?

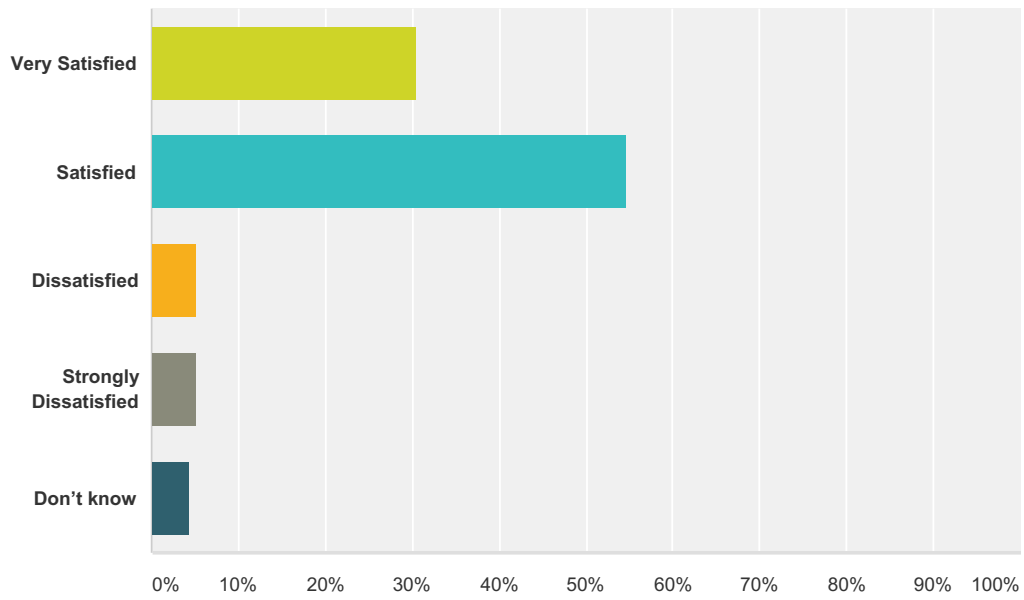
Answered: 116 Skipped: 0



Answer Choices	Responses	Count
Very Satisfied	48.28%	56
Satisfied	43.97%	51
Dissatisfied	4.31%	5
Strongly Dissatisfied	2.59%	3
Don't know	0.86%	1
Total		116

Q5 How satisfied are you with the leadership in your child's school?

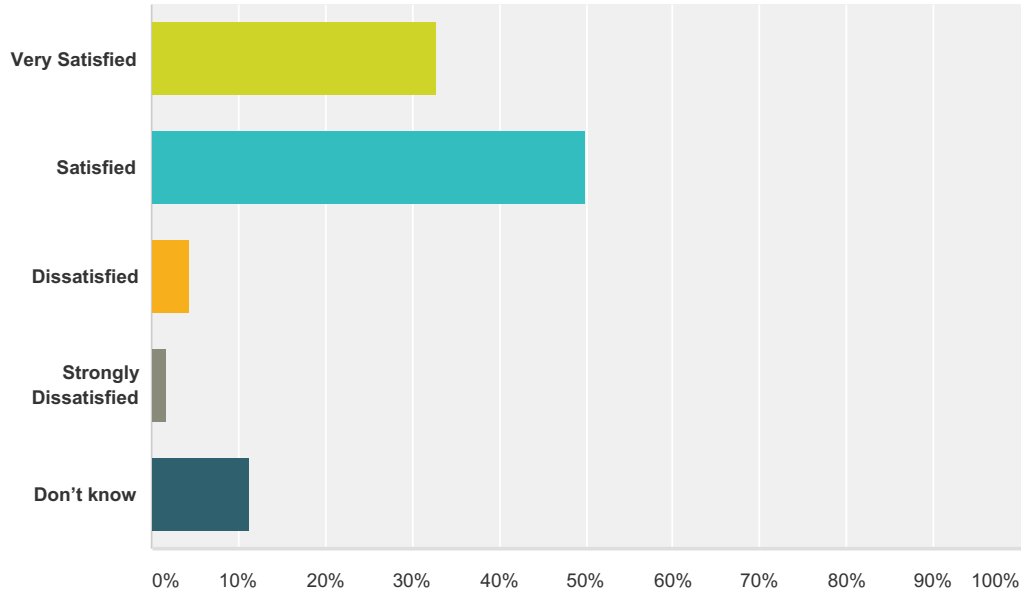
Answered: 115 Skipped: 1



Answer Choices	Responses	Count
Very Satisfied	30.43%	35
Satisfied	54.78%	63
Dissatisfied	5.22%	6
Strongly Dissatisfied	5.22%	6
Don't know	4.35%	5
Total		115

Q6 How satisfied are you with the opportunity to be involved in decisions at your child's school?

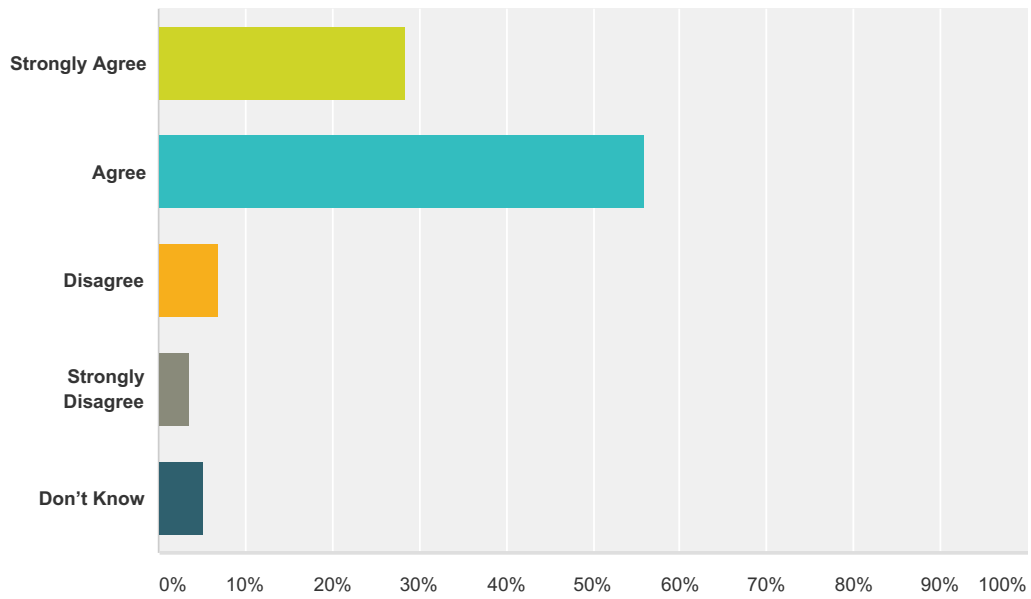
Answered: 116 Skipped: 0



Answer Choices	Responses	
Very Satisfied	32.76%	38
Satisfied	50.00%	58
Dissatisfied	4.31%	5
Strongly Dissatisfied	1.72%	2
Don't know	11.21%	13
Total		116

Q7 My child's individual needs are met.

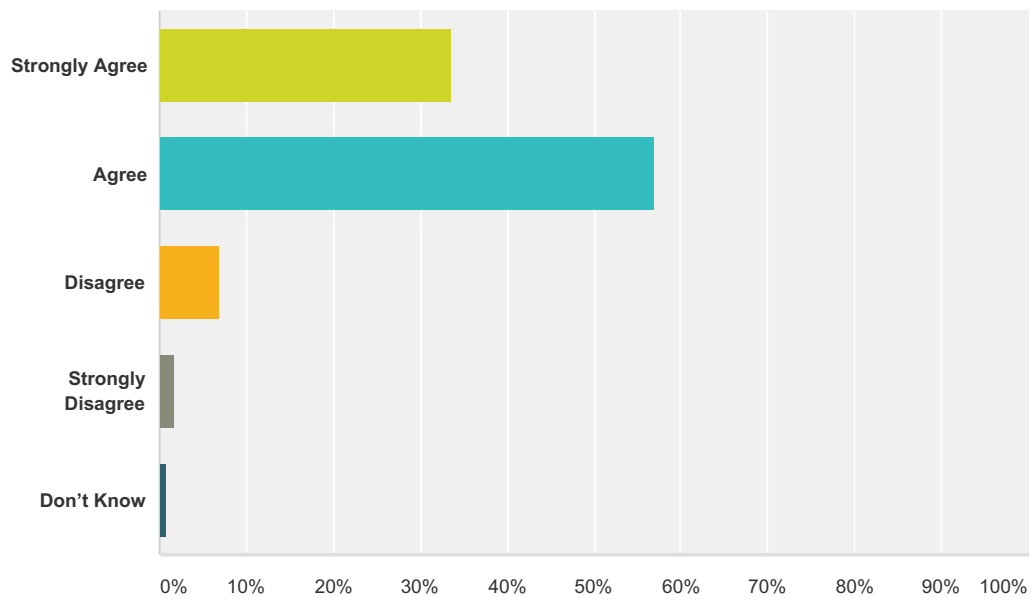
Answered: 116 Skipped: 0



Answer Choices	Responses	
Strongly Agree	28.45%	33
Agree	56.03%	65
Disagree	6.90%	8
Strongly Disagree	3.45%	4
Don't Know	5.17%	6
Total		116

Q8 The school keeps me informed about my child's progress and achievement.

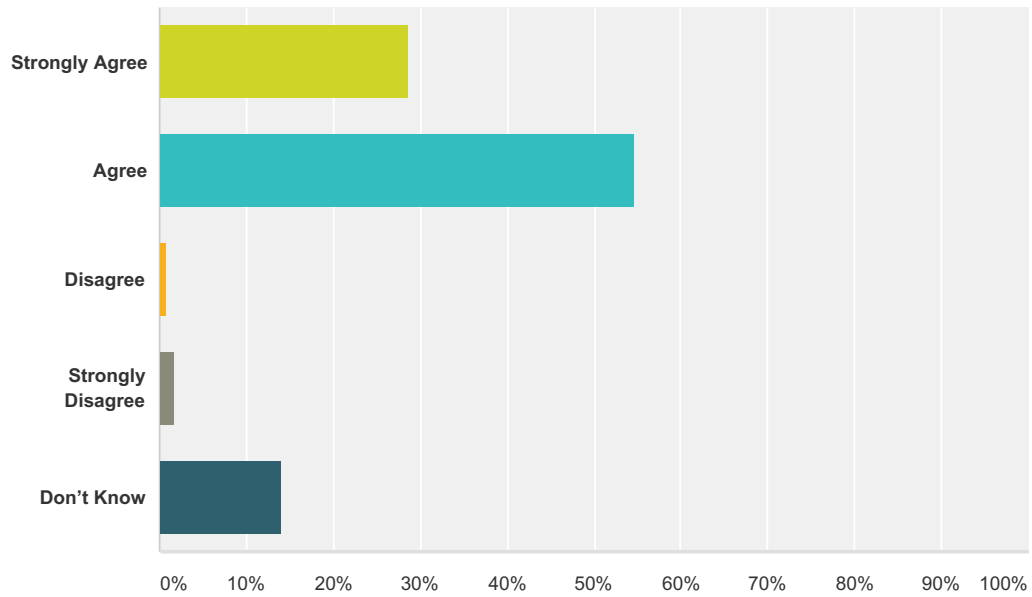
Answered: 116 Skipped: 0



Answer Choices	Responses	Count
Strongly Agree	33.62%	39
Agree	56.90%	66
Disagree	6.90%	8
Strongly Disagree	1.72%	2
Don't Know	0.86%	1
Total		116

Q9 The rights and responsibilities of citizenship are reinforced in my child's school.

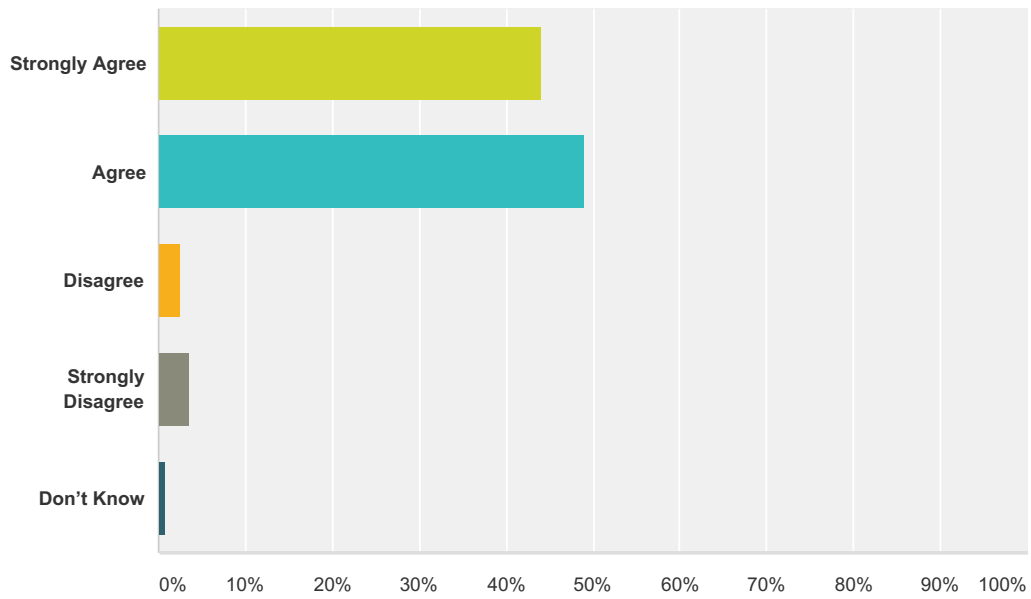
Answered: 115 Skipped: 1



Answer Choices	Responses	
Strongly Agree	28.70%	33
Agree	54.78%	63
Disagree	0.87%	1
Strongly Disagree	1.74%	2
Don't Know	13.91%	16
Total		115

Q10 The school staff care about my child.

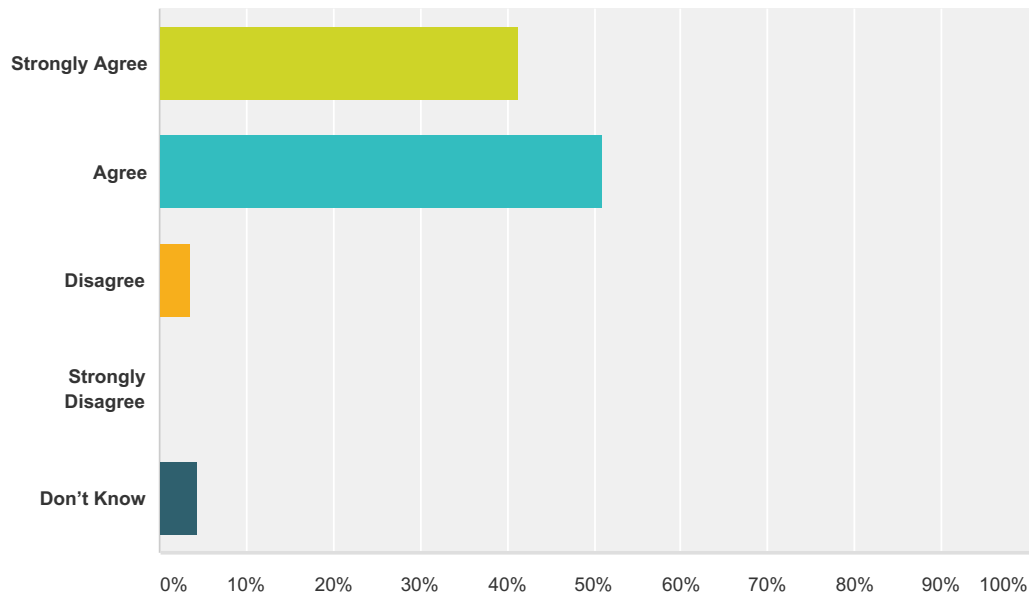
Answered: 116 Skipped: 0



Answer Choices	Responses	
Strongly Agree	43.97%	51
Agree	49.14%	57
Disagree	2.59%	3
Strongly Disagree	3.45%	4
Don't Know	0.86%	1
Total		116

Q11 My child is encouraged at school to do his or her best.

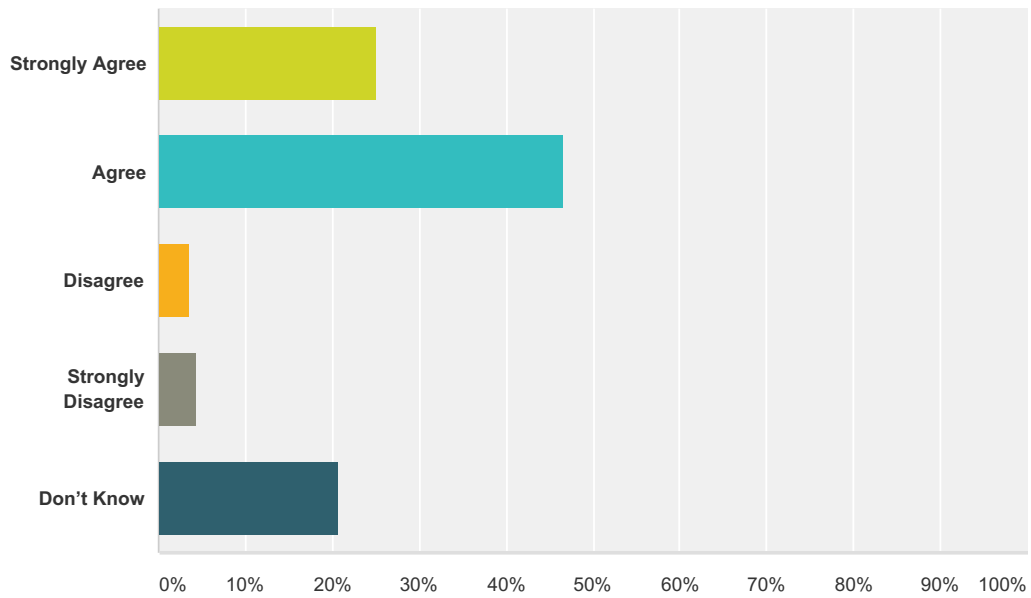
Answered: 116 Skipped: 0



Answer Choices	Responses	Count
Strongly Agree	41.38%	48
Agree	50.86%	59
Disagree	3.45%	4
Strongly Disagree	0.00%	0
Don't Know	4.31%	5
Total		116

Q12 Discipline is handled in a fair and reasonable manner in my child's school.

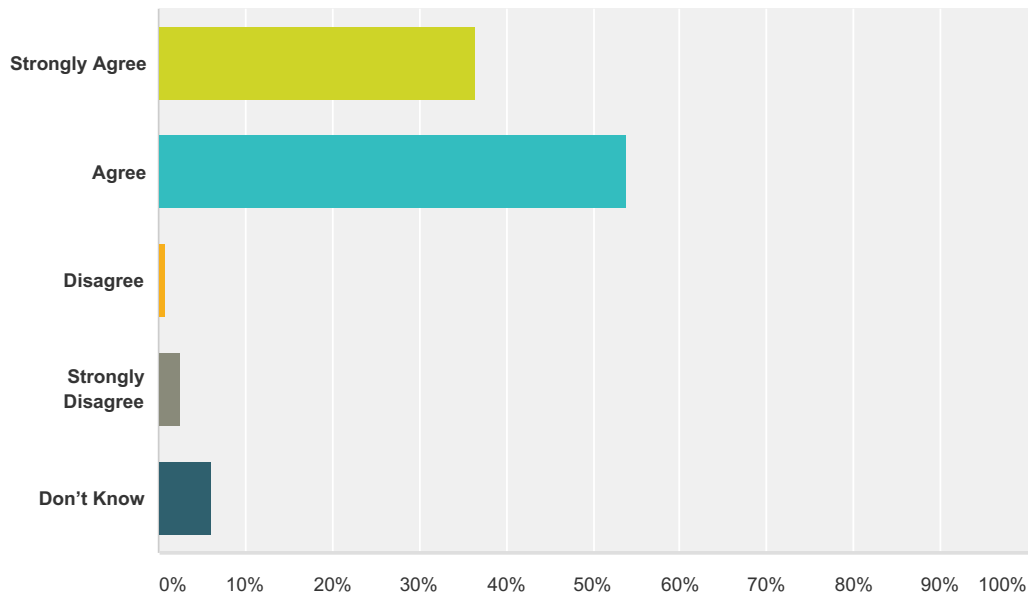
Answered: 116 Skipped: 0



Answer Choices	Responses	Count
Strongly Agree	25.00%	29
Agree	46.55%	54
Disagree	3.45%	4
Strongly Disagree	4.31%	5
Don't Know	20.69%	24
Total		116

Q13 My child's school is safe.

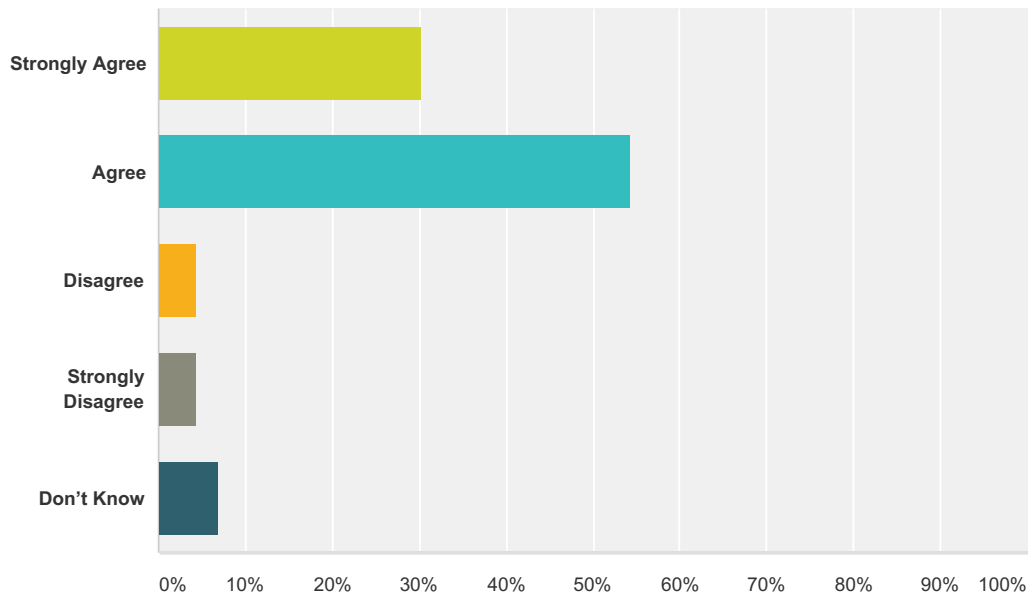
Answered: 115 Skipped: 1



Answer Choices	Responses	
Strongly Agree	36.52%	42
Agree	53.91%	62
Disagree	0.87%	1
Strongly Disagree	2.61%	3
Don't Know	6.09%	7
Total		115

Q14 There is open and honest communication within my child's school.

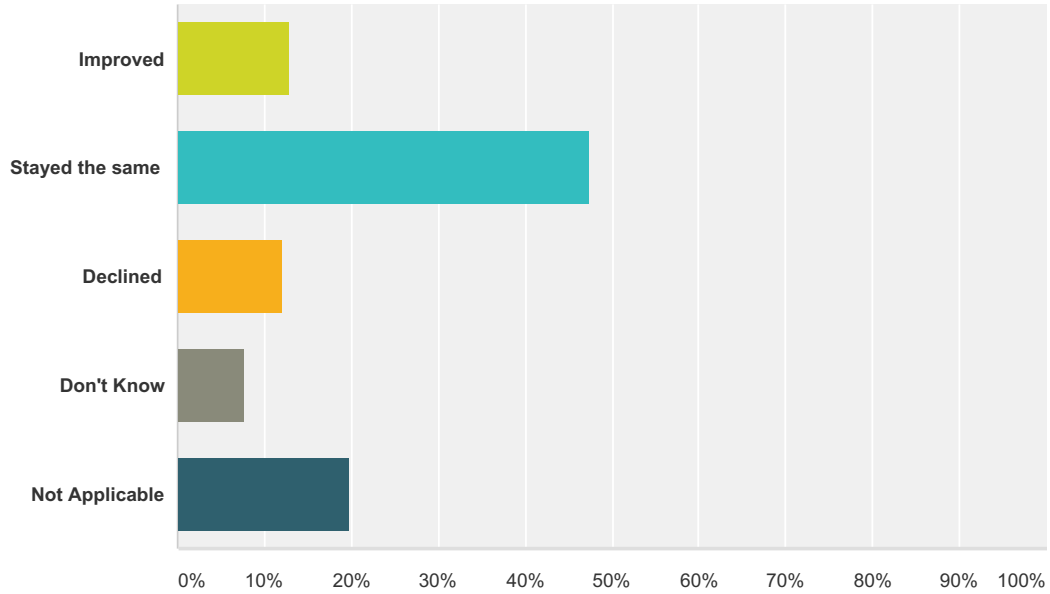
Answered: 116 Skipped: 0



Answer Choices	Responses	
Strongly Agree	30.17%	35
Agree	54.31%	63
Disagree	4.31%	5
Strongly Disagree	4.31%	5
Don't Know	6.90%	8
Total		116

Q15 In your opinion, has the quality of education that your child experienced at school improved, stayed the same, or declined in the past three years.

Answered: 116 Skipped: 0



Answer Choices	Responses
Improved	12.93% 15
Stayed the same	47.41% 55
Declined	12.07% 14
Don't Know	7.76% 9
Not Applicable	19.83% 23
Total	116