

EIPS Parent Survey 2016-2017



Answer Choices	Responses
----------------	-----------

EIPS Parent Survey 2016-2017

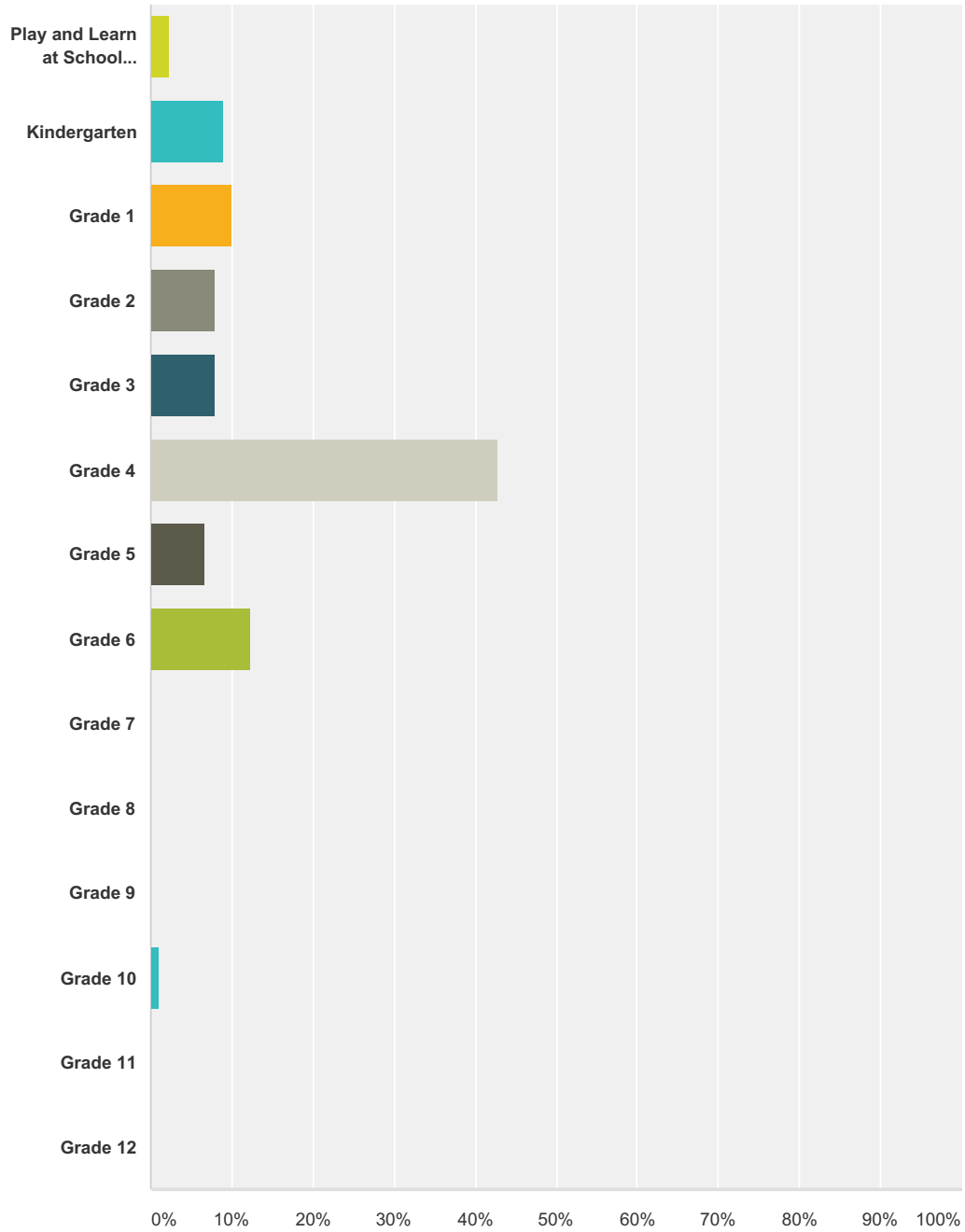
A.L. Horton Elementary	0.00%	0
Andrew School	0.00%	0
École Élémentaire Ardrossan Elementary	0.00%	0
Ardrossan Junior Senior High	0.00%	0
Bev Facey Community High	0.00%	0
Brentwood Elementary	0.00%	0
Bruderheim School	0.00%	0
Clover Bar Junior High	0.00%	0
École Campbelltown	0.00%	0
École Parc Élémentaire	0.00%	0
F.R. Haythorne Junior High	0.00%	0
Fort Saskatchewan Christian	0.00%	0
Fort Saskatchewan Elementary	0.00%	0
Fort Saskatchewan Senior High	0.00%	0
Fultonvale Elementary Junior High	0.00%	0
Glen Allan Elementary	0.00%	0
James Mowat Elementary	0.00%	0
Lakeland Ridge	0.00%	0
Lamont Elementary	0.00%	0
Lamont High	0.00%	0
Mills Haven Elementary	100.00%	89
Ministik School	0.00%	0
Mundare School	0.00%	0
Next Step/Outreach	0.00%	0
Pine Street Elementary	0.00%	0
Rudolph Hennig Junior High	0.00%	0
Salisbury Composite High	0.00%	0
Sherwood Heights Junior High	0.00%	0
Strathcona Christian Academy Elementary	0.00%	0
Strathcona Christian Academy Secondary	0.00%	0
Uncas Elementary	0.00%	0
Vegreville Composite High	0.00%	0
Wes Hosford Elementary	0.00%	0
Westboro Elementary	0.00%	0

EIPS Parent Survey 2016-2017

Win Ferguson Elementary	0.00%	0
Woodbridge Farms Elementary	0.00%	0
Wye Elementary	0.00%	0
Total		89

Q2 Please indicate your child's grade.

Answered: 89 Skipped: 0



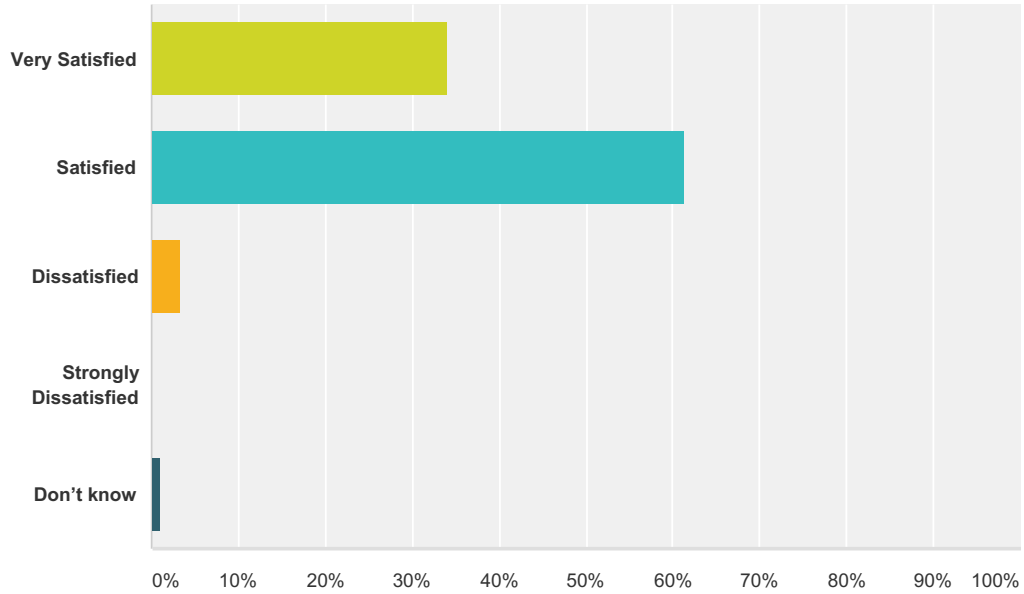
Answer Choices	Responses
Play and Learn at School (PALS)	2.25% 2
Kindergarten	8.99% 8
Grade 1	10.11% 9
Grade 2	7.87% 7
Grade 3	7.87% 7

EIPS Parent Survey 2016-2017

Grade 4	42.70%	38
Grade 5	6.74%	6
Grade 6	12.36%	11
Grade 7	0.00%	0
Grade 8	0.00%	0
Grade 9	0.00%	0
Grade 10	1.12%	1
Grade 11	0.00%	0
Grade 12	0.00%	0
Total		89

Q3 How satisfied are you with the quality of education that your child is receiving at his/her school?

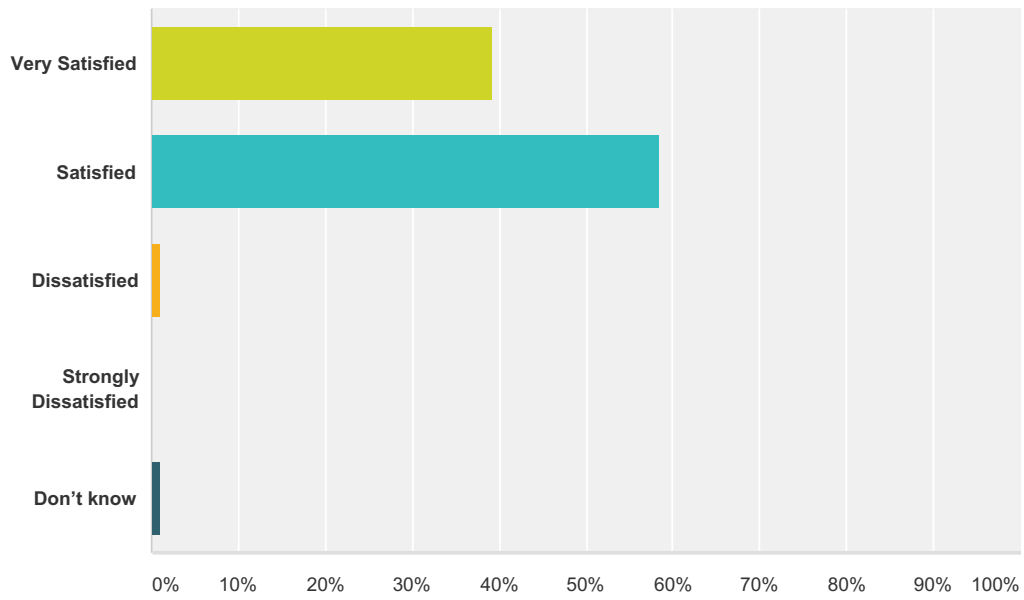
Answered: 88 Skipped: 1



Answer Choices	Responses	
Very Satisfied	34.09%	30
Satisfied	61.36%	54
Dissatisfied	3.41%	3
Strongly Dissatisfied	0.00%	0
Don't know	1.14%	1
Total		88

Q4 How satisfied are you with the quality of teaching at your child's school?

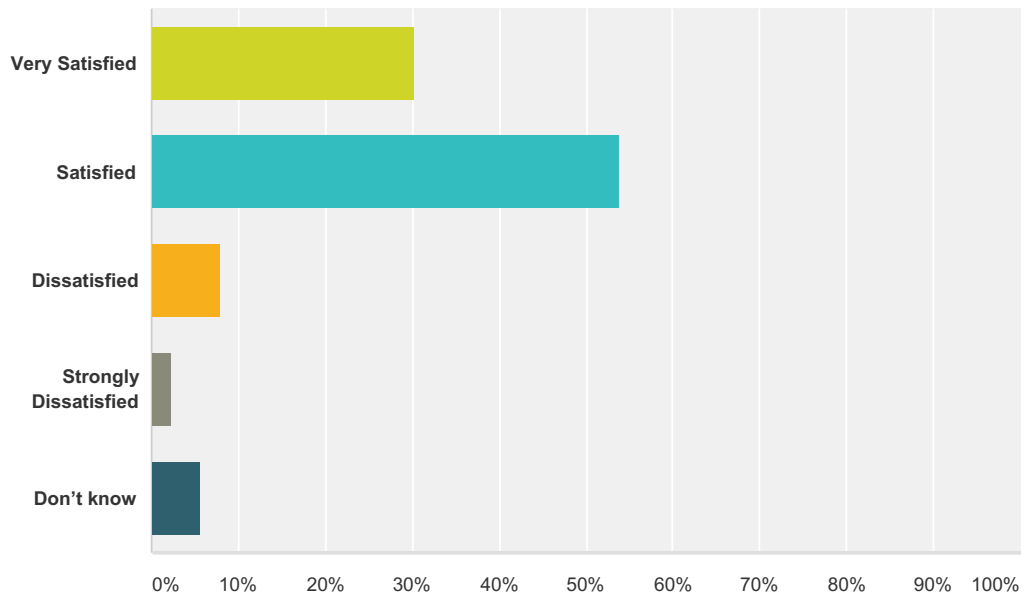
Answered: 89 Skipped: 0



Answer Choices	Responses	Count
Very Satisfied	39.33%	35
Satisfied	58.43%	52
Dissatisfied	1.12%	1
Strongly Dissatisfied	0.00%	0
Don't know	1.12%	1
Total		89

Q5 How satisfied are you with the leadership in your child's school?

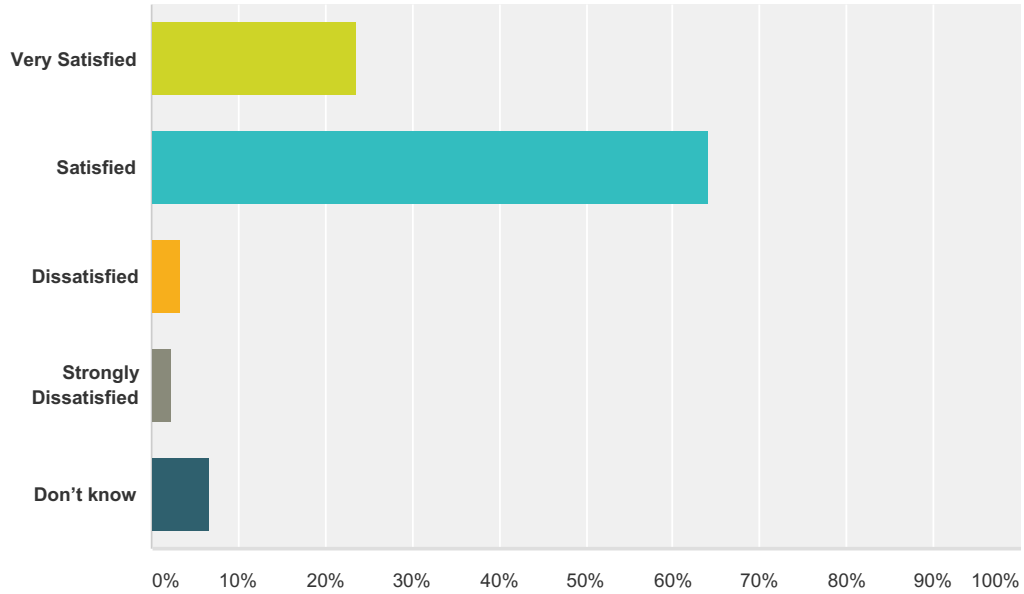
Answered: 89 Skipped: 0



Answer Choices	Responses	Count
Very Satisfied	30.34%	27
Satisfied	53.93%	48
Dissatisfied	7.87%	7
Strongly Dissatisfied	2.25%	2
Don't know	5.62%	5
Total		89

Q6 How satisfied are you with the opportunity to be involved in decisions at your child's school?

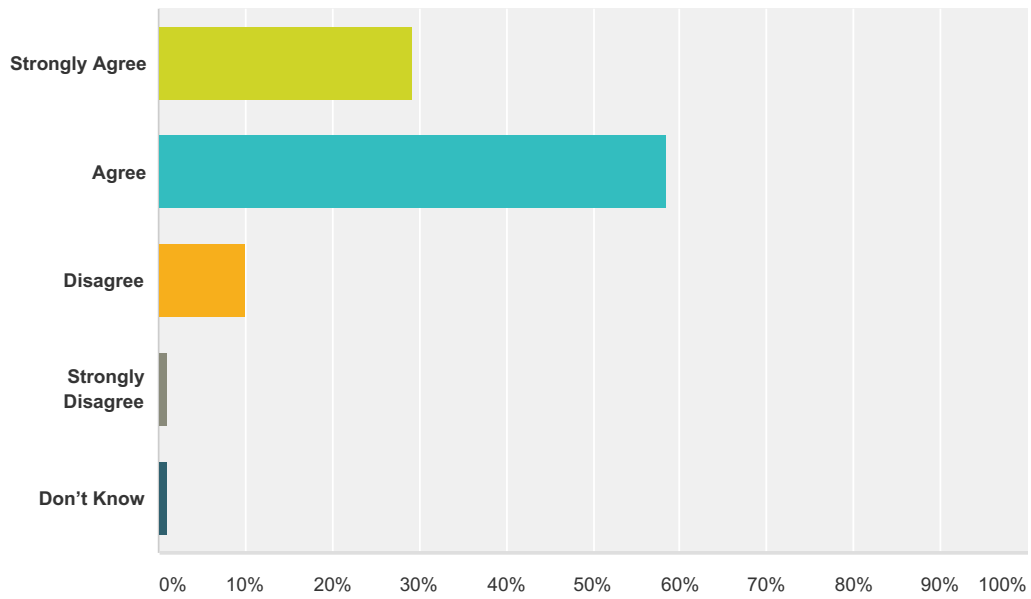
Answered: 89 Skipped: 0



Answer Choices	Responses	
Very Satisfied	23.60%	21
Satisfied	64.04%	57
Dissatisfied	3.37%	3
Strongly Dissatisfied	2.25%	2
Don't know	6.74%	6
Total		89

Q7 My child's individual needs are met.

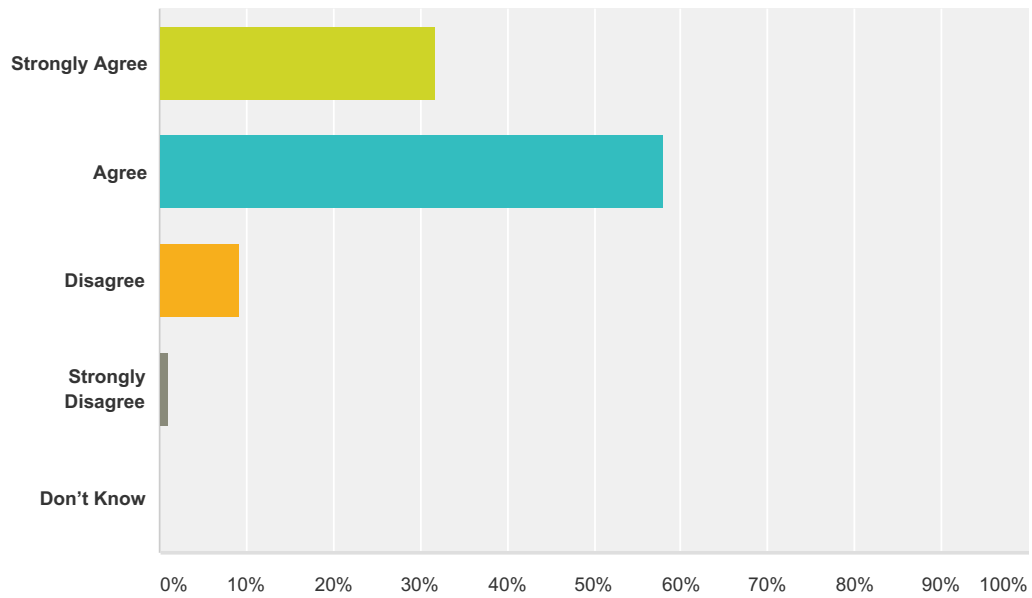
Answered: 89 Skipped: 0



Answer Choices	Responses	
Strongly Agree	29.21%	26
Agree	58.43%	52
Disagree	10.11%	9
Strongly Disagree	1.12%	1
Don't Know	1.12%	1
Total		89

Q8 The school keeps me informed about my child's progress and achievement.

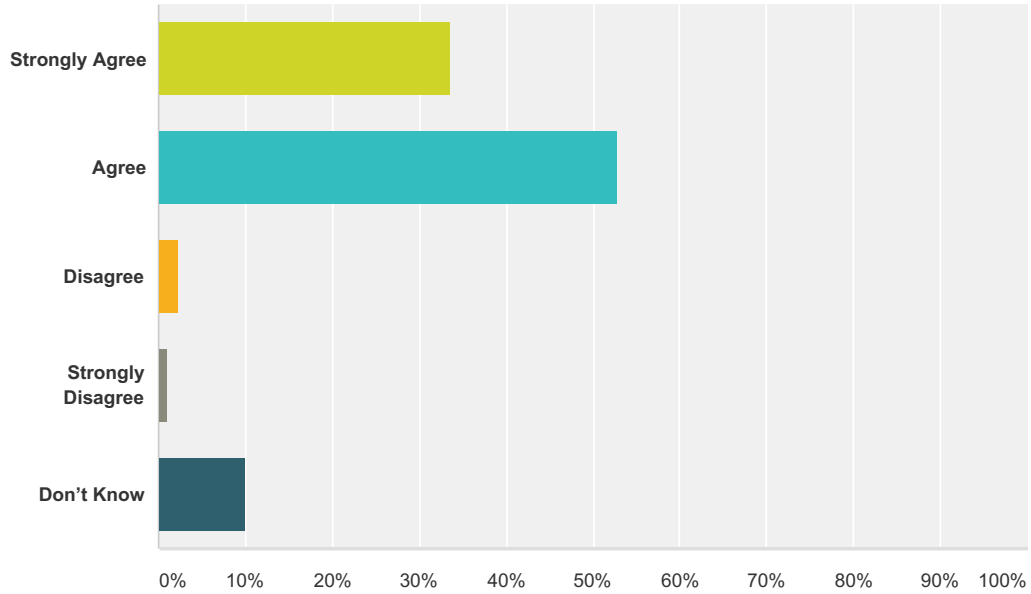
Answered: 88 Skipped: 1



Answer Choices	Responses	Count
Strongly Agree	31.82%	28
Agree	57.95%	51
Disagree	9.09%	8
Strongly Disagree	1.14%	1
Don't Know	0.00%	0
Total		88

Q9 The rights and responsibilities of citizenship are reinforced in my child's school.

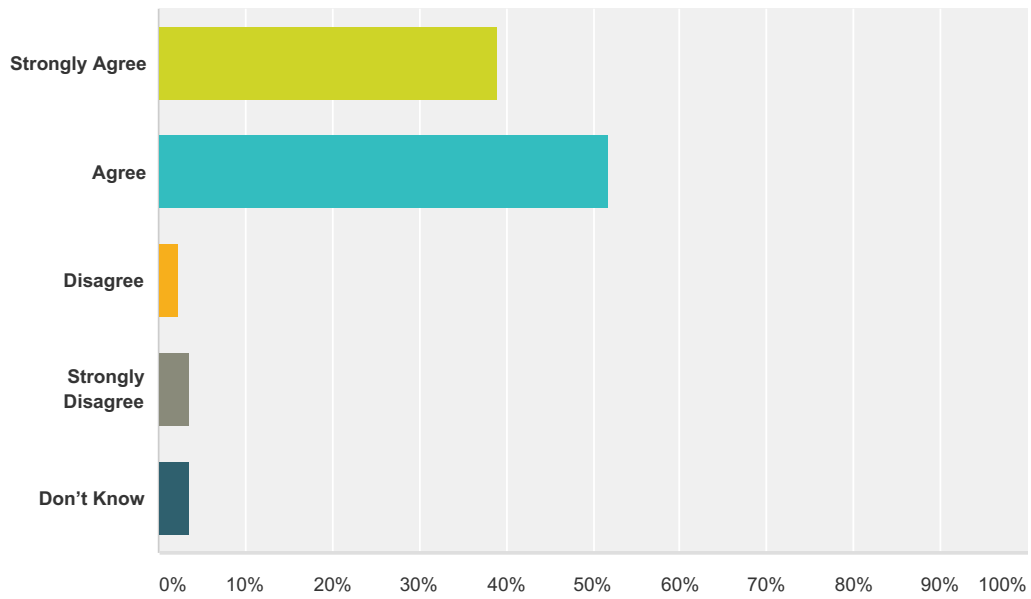
Answered: 89 Skipped: 0



Answer Choices	Responses	
Strongly Agree	33.71%	30
Agree	52.81%	47
Disagree	2.25%	2
Strongly Disagree	1.12%	1
Don't Know	10.11%	9
Total		89

Q10 The school staff care about my child.

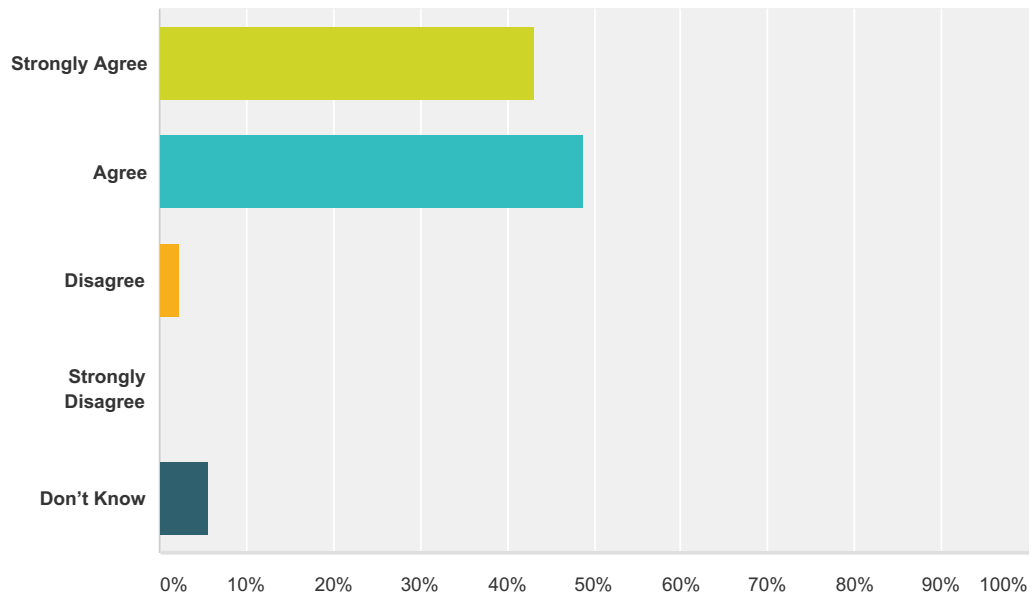
Answered: 87 Skipped: 2



Answer Choices	Responses	
Strongly Agree	39.08%	34
Agree	51.72%	45
Disagree	2.30%	2
Strongly Disagree	3.45%	3
Don't Know	3.45%	3
Total		87

Q11 My child is encouraged at school to do his or her best.

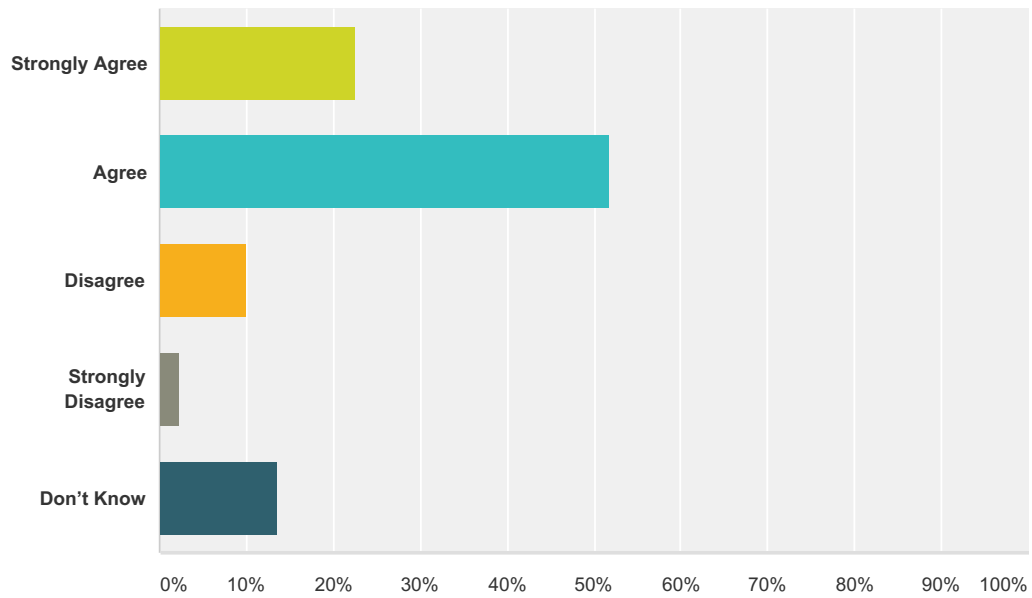
Answered: 88 Skipped: 1



Answer Choices	Responses	
Strongly Agree	43.18%	38
Agree	48.86%	43
Disagree	2.27%	2
Strongly Disagree	0.00%	0
Don't Know	5.68%	5
Total		88

Q12 Discipline is handled in a fair and reasonable manner in my child's school.

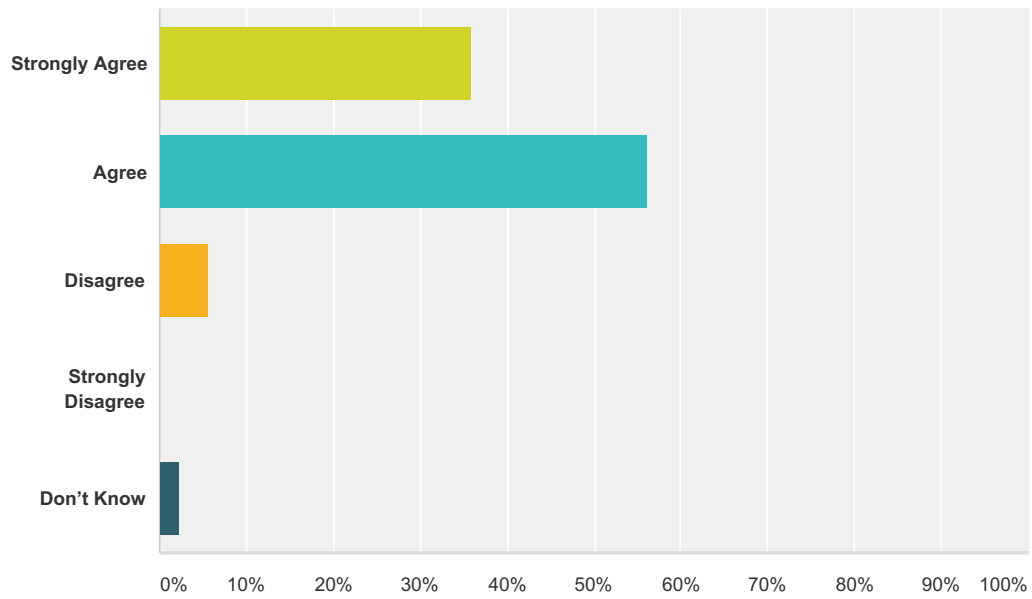
Answered: 89 Skipped: 0



Answer Choices	Responses	Count
Strongly Agree	22.47%	20
Agree	51.69%	46
Disagree	10.11%	9
Strongly Disagree	2.25%	2
Don't Know	13.48%	12
Total		89

Q13 My child's school is safe.

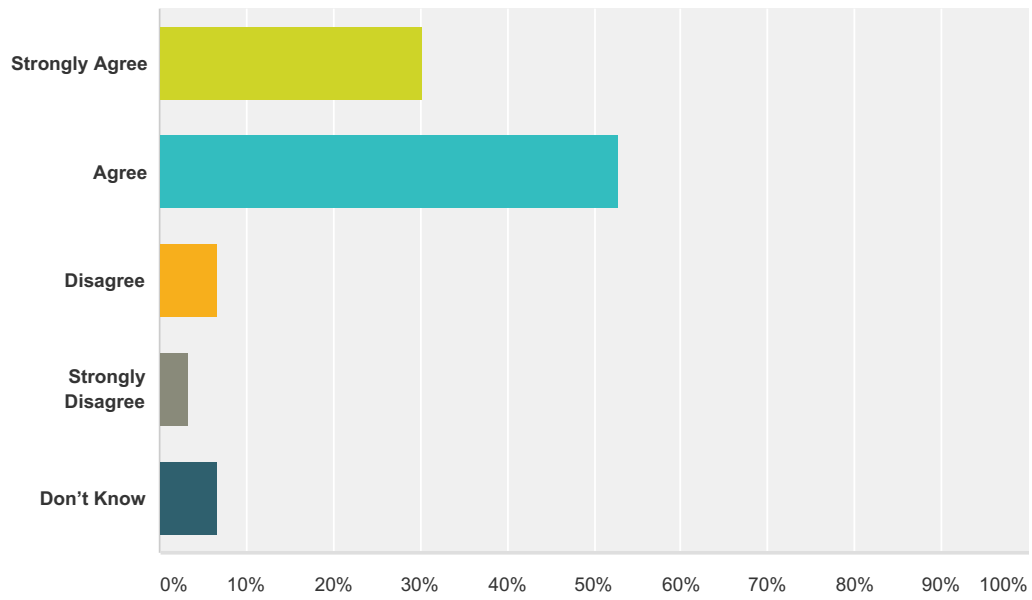
Answered: 89 Skipped: 0



Answer Choices	Responses	
Strongly Agree	35.96%	32
Agree	56.18%	50
Disagree	5.62%	5
Strongly Disagree	0.00%	0
Don't Know	2.25%	2
Total		89

Q14 There is open and honest communication within my child's school.

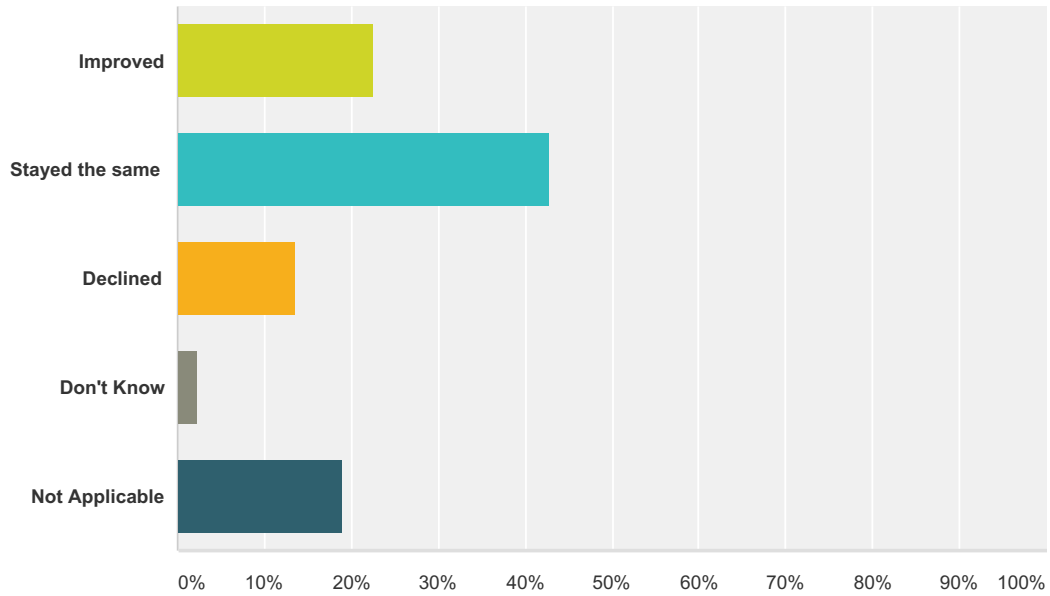
Answered: 89 Skipped: 0



Answer Choices	Responses	
Strongly Agree	30.34%	27
Agree	52.81%	47
Disagree	6.74%	6
Strongly Disagree	3.37%	3
Don't Know	6.74%	6
Total		89

Q15 In your opinion, has the quality of education that your child experienced at school improved, stayed the same, or declined in the past three years?

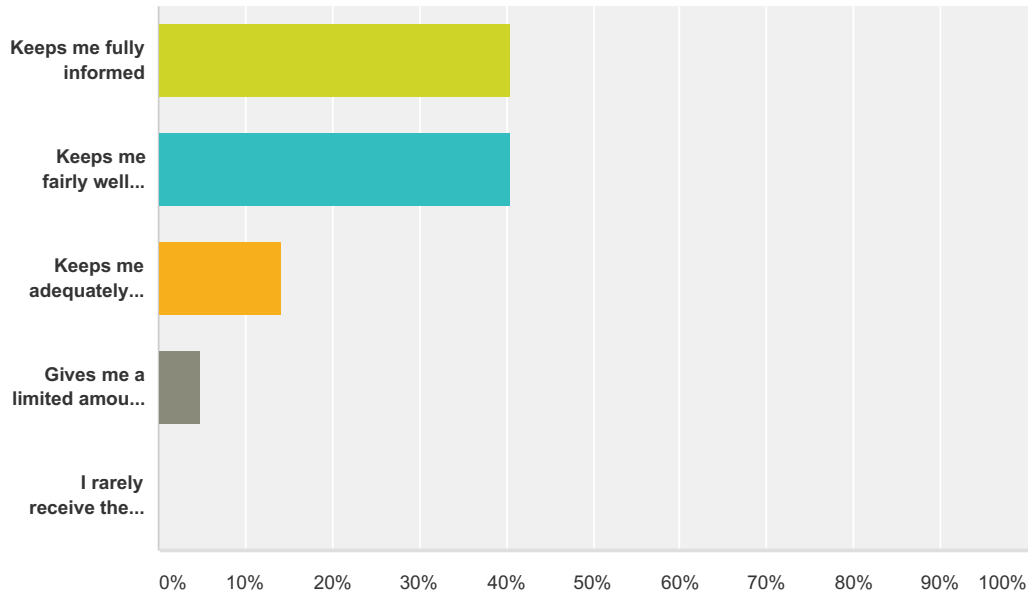
Answered: 89 Skipped: 0



Answer Choices	Responses
Improved	22.47% 20
Stayed the same	42.70% 38
Declined	13.48% 12
Don't Know	2.25% 2
Not Applicable	19.10% 17
Total	89

Q16 Elk Island Public Schools appreciates the opportunity to stay connected with parents about news, activities, programs and other matters of importance. What is your impression of the communications you receive from your school?

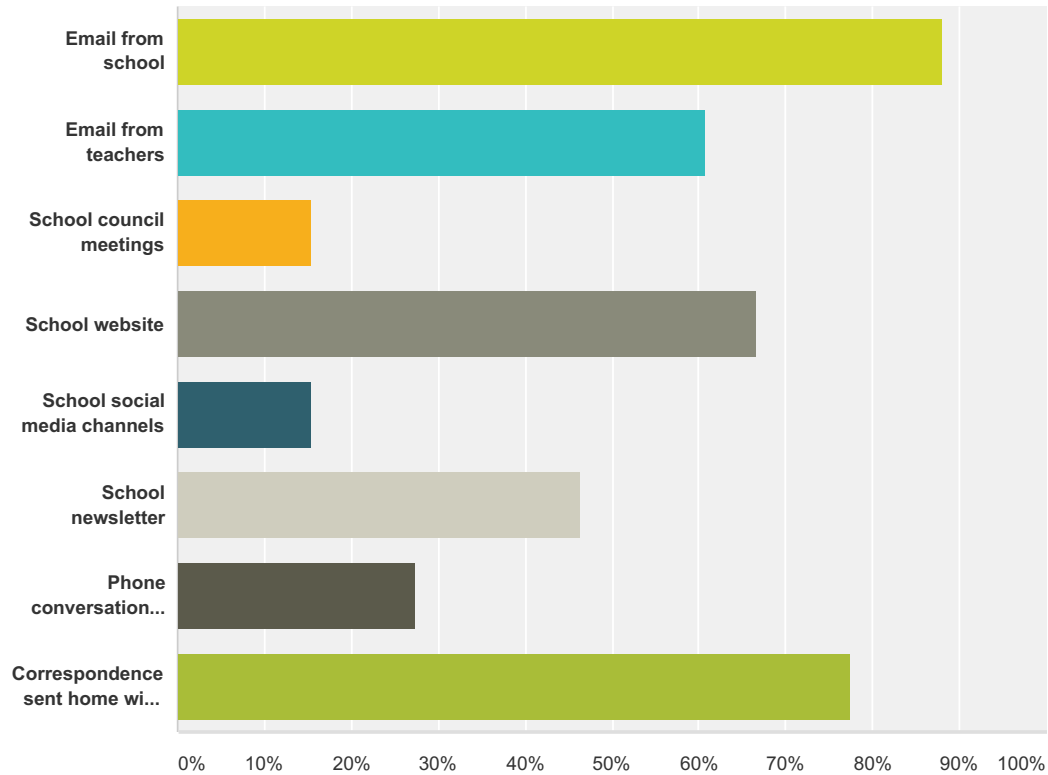
Answered: 84 Skipped: 5



Answer Choices	Responses
Keeps me fully informed	40.48% 34
Keeps me fairly well informed	40.48% 34
Keeps me adequately informed	14.29% 12
Gives me a limited amount of information	4.76% 4
I rarely receive the information I need	0.00% 0
Total	84

Q17 Do you regularly make use of the following to keep up to date on school activities, programs, etc.? Check all that apply.

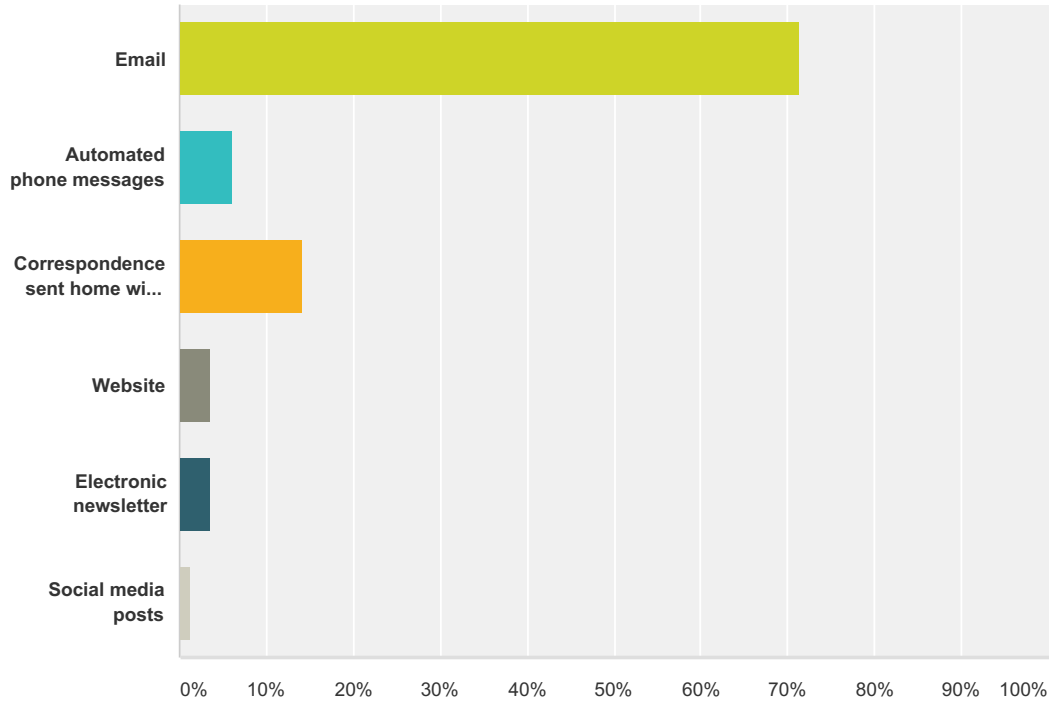
Answered: 84 Skipped: 5



Answer Choices	Responses	
Email from school	88.10%	74
Email from teachers	60.71%	51
School council meetings	15.48%	13
School website	66.67%	56
School social media channels	15.48%	13
School newsletter	46.43%	39
Phone conversations with school and/or teachers	27.38%	23
Correspondence sent home with your child	77.38%	65
Total Respondents: 84		

Q18 What is your most preferred method of communications from the school and Division?

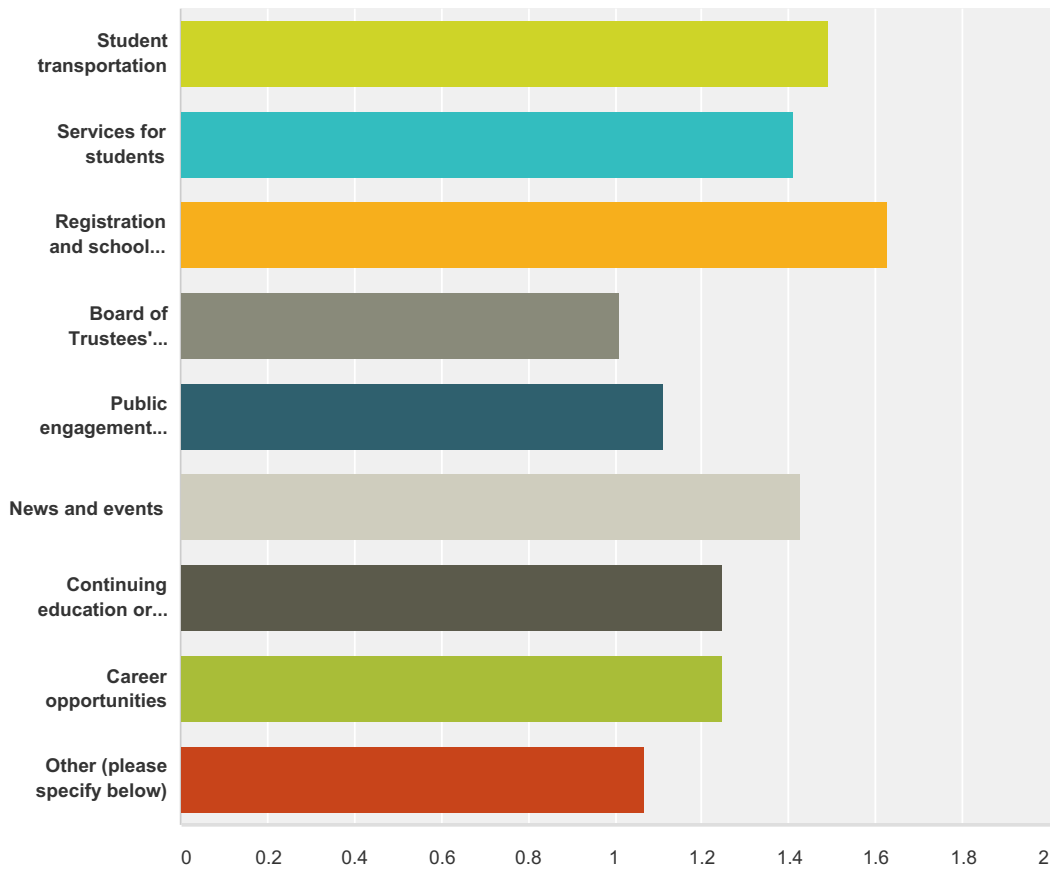
Answered: 84 Skipped: 5



Answer Choices	Responses	
Email	71.43%	60
Automated phone messages	5.95%	5
Correspondence sent home with your child	14.29%	12
Website	3.57%	3
Electronic newsletter	3.57%	3
Social media posts	1.19%	1
Total		84

Q19 Do you visit the Division website (www.eips.ca) for information on:

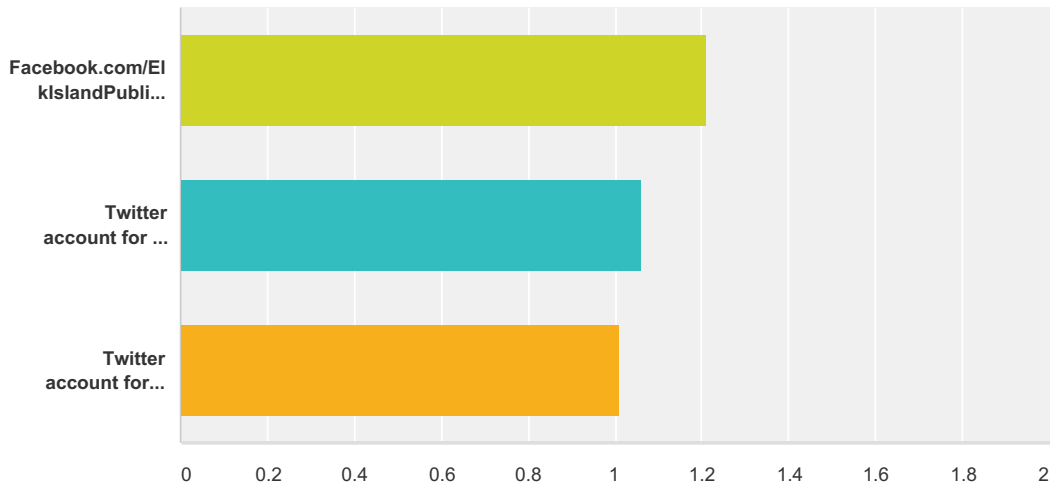
Answered: 84 Skipped: 5



	Yes	No	Total	Weighted Average
Student transportation	49.40% 41	50.60% 42	83	1.49
Services for students	41.46% 34	58.54% 48	82	1.41
Registration and school boundaries	62.50% 50	37.50% 30	80	1.63
Board of Trustees' meetings	1.30% 1	98.70% 76	77	1.01
Public engagement initiatives	11.25% 9	88.75% 71	80	1.11
News and events	43.21% 35	56.79% 46	81	1.43
Continuing education or summer courses	25.00% 20	75.00% 60	80	1.25
Career opportunities	25.00% 20	75.00% 60	80	1.25
Other (please specify below)	7.27% 4	92.73% 51	55	1.07

Q20 Elk Island Public Schools shares news and information on its social media channels. Do you follow:

Answered: 84 Skipped: 5



	Yes	No	Total	Weighted Average
Facebook.com/ElkIslandPublicSchools	21.43% 18	78.57% 66	84	1.21
Twitter account for the Division (@eips)	6.10% 5	93.90% 77	82	1.06
Twitter account for EIPS Student Transportation (@eipsST)	1.23% 1	98.77% 80	81	1.01