
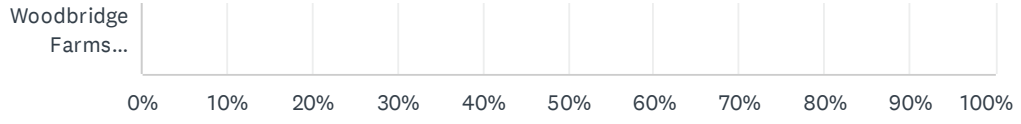




# 2023-24 EIPS Annual Feedback Survey: For Parents and Caregivers



# 2023-24 EIPS Annual Feedback Survey: For Parents and Caregivers



2023-24 EIPS Annual Feedback Survey: For Parents and Caregivers

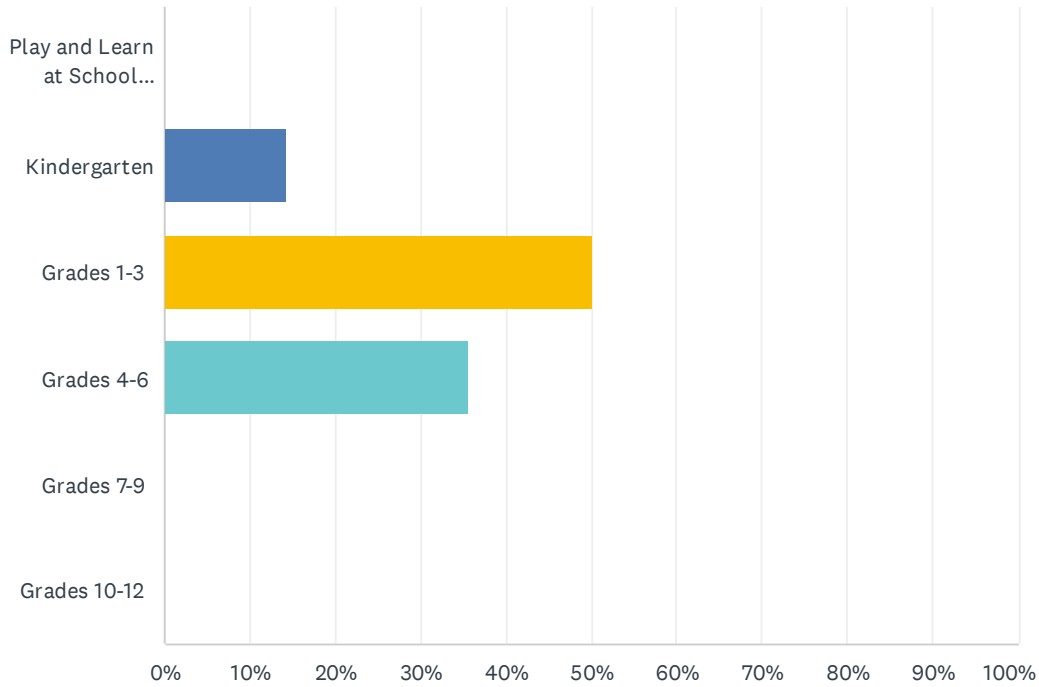
ANSWER CHOICES	RESPONSES	
A.L. Horton Elementary	0.00%	0
Ardrossan Elementary	0.00%	0
Ardrossan Junior Senior High	0.00%	0
Bev Facey Community High	0.00%	0
Brentwood Elementary	0.00%	0
Bruderheim School	0.00%	0
Clover Bar Junior High	0.00%	0
Davidson Creek Elementary	0.00%	0
École Campbelltown	0.00%	0
École Parc Élémentaire	0.00%	0
F.R. Haythorne Junior High	0.00%	0
Fort Saskatchewan Christian	0.00%	0
Fort Saskatchewan Elementary	0.00%	0
Fort Saskatchewan High	0.00%	0
Fultonvale Elementary Junior High	0.00%	0
Glen Allan Elementary	0.00%	0
Heritage Hills Elementary	0.00%	0
James Mowat Elementary	0.00%	0
Lakeland Ridge	0.00%	0
Lamont Elementary	0.00%	0
Lamont High	0.00%	0
Mills Haven Elementary	100.00%	56
Mundare School	0.00%	0
Next Step Fort Saskatchewan	0.00%	0
Next Step Sherwood Park	0.00%	0
Next Step Vegreville	0.00%	0
Pine Street Elementary	0.00%	0
Rudolph Hennig Junior High	0.00%	0
Salisbury Composite High	0.00%	0
Sherwood Heights Junior High	0.00%	0
SouthPointe School	0.00%	0
Strathcona Christian Academy Elementary	0.00%	0

2023-24 EIPS Annual Feedback Survey: For Parents and Caregivers

Strathcona Christian Academy Secondary	0.00%	0
Uncas Elementary	0.00%	0
Vegreville Composite High	0.00%	0
Wes Hosford Elementary	0.00%	0
Westboro Elementary	0.00%	0
Win Ferguson Elementary	0.00%	0
Woodbridge Farms Elementary	0.00%	0
<b>TOTAL</b>		<b>56</b>

## Q2 What grade is your child currently in?

Answered: 56 Skipped: 0



ANSWER CHOICES	RESPONSES	
Play and Learn at School (PALS)	0.00%	0
Kindergarten	14.29%	8
Grades 1-3	50.00%	28
Grades 4-6	35.71%	20
Grades 7-9	0.00%	0
Grades 10-12	0.00%	0
<b>TOTAL</b>		<b>56</b>

### Q3 As a result of being in the Play and Learn at School (PALS) program, my child's demonstrating growth in their development.

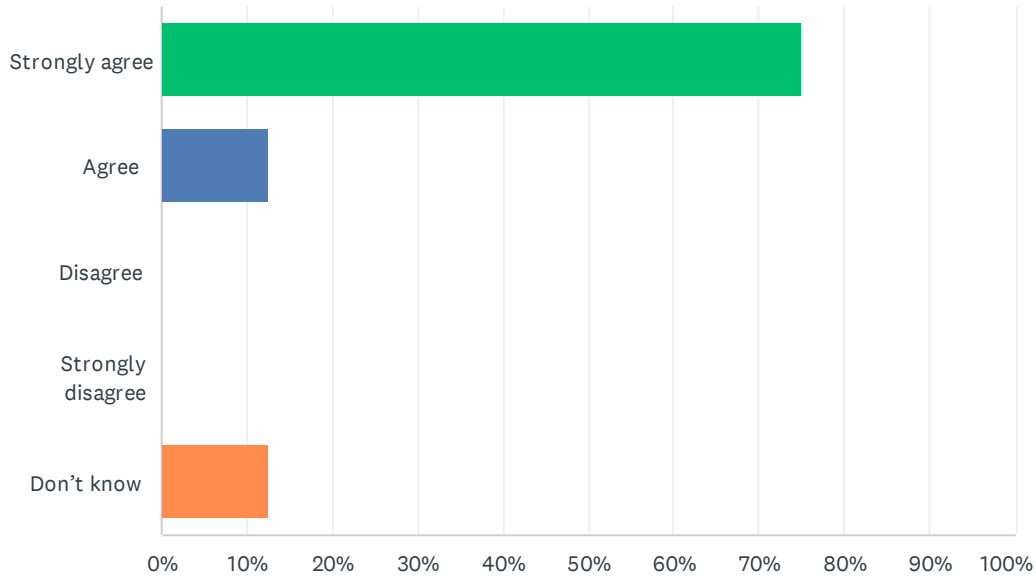
Answered: 0 Skipped: 56

 No matching responses.

ANSWER CHOICES	RESPONSES
Strongly agree	0.00% 0
Agree	0.00% 0
Disagree	0.00% 0
Strongly disagree	0.00% 0
Don't know	0.00% 0
TOTAL	0

### Q4 As a result of being in the kindergarten program, my child's becoming ready to enter Grade 1.

Answered: 8 Skipped: 48

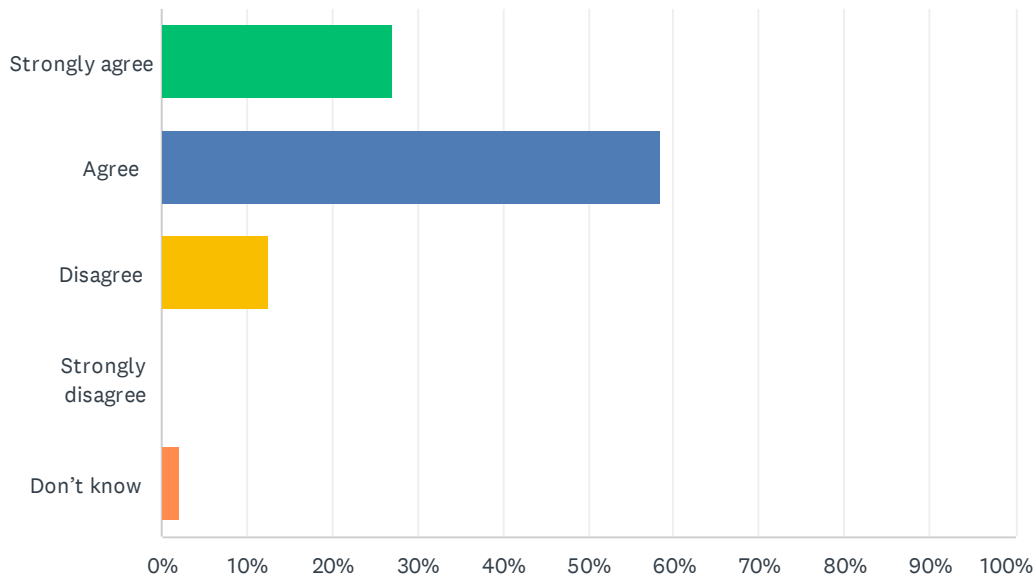


ANSWER CHOICES	RESPONSES	
Strongly agree	75.00%	6
Agree	12.50%	1
Disagree	0.00%	0
Strongly disagree	0.00%	0
Don't know	12.50%	1
<b>TOTAL</b>		<b>8</b>



## Q5 My child's individual needs are met.

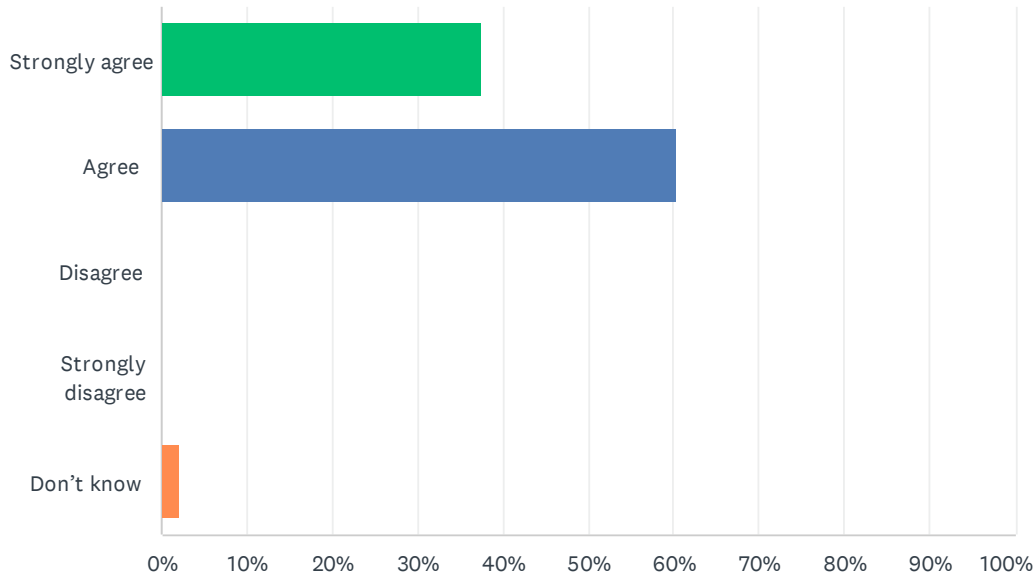
Answered: 48 Skipped: 8



ANSWER CHOICES	RESPONSES	
Strongly agree	27.08%	13
Agree	58.33%	28
Disagree	12.50%	6
Strongly disagree	0.00%	0
Don't know	2.08%	1
<b>TOTAL</b>		<b>48</b>

## Q6 My child's encouraged to do their best.

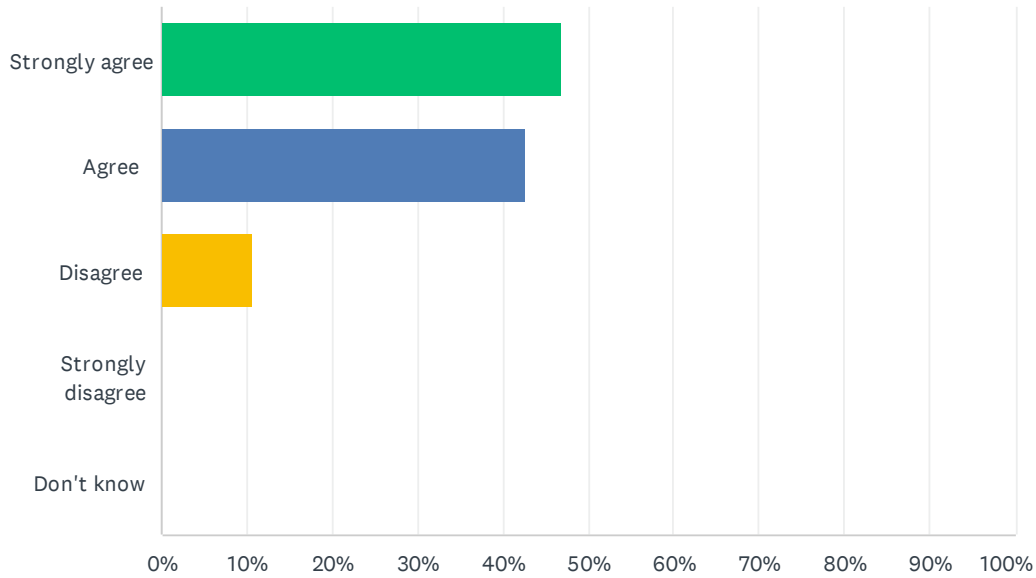
Answered: 48 Skipped: 8



ANSWER CHOICES	RESPONSES	
Strongly agree	37.50%	18
Agree	60.42%	29
Disagree	0.00%	0
Strongly disagree	0.00%	0
Don't know	2.08%	1
<b>TOTAL</b>		<b>48</b>

## Q7 My child's demonstrating growth in literacy.

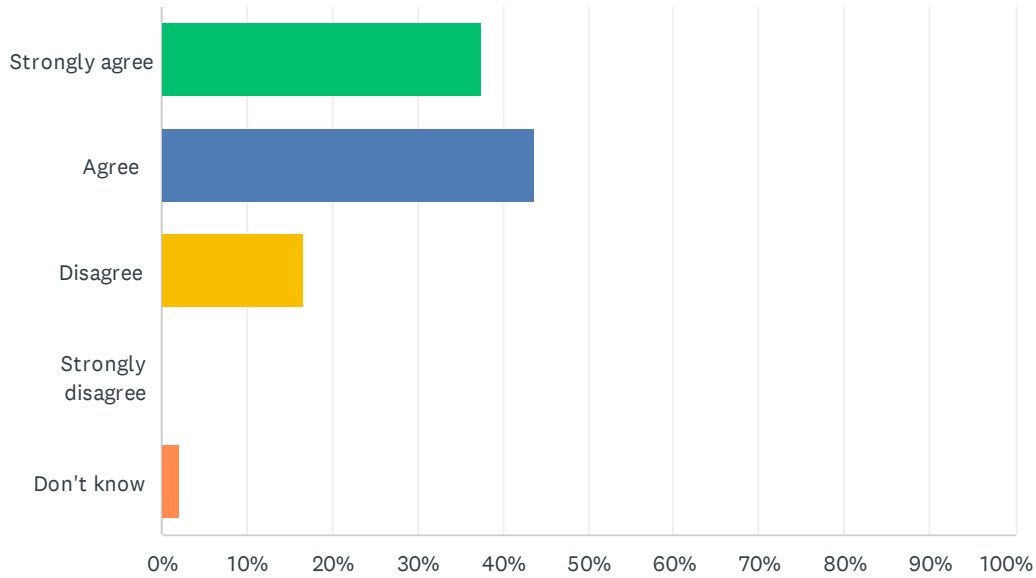
Answered: 47 Skipped: 9



ANSWER CHOICES	RESPONSES	
Strongly agree	46.81%	22
Agree	42.55%	20
Disagree	10.64%	5
Strongly disagree	0.00%	0
Don't know	0.00%	0
<b>TOTAL</b>		<b>47</b>

## Q8 My child's demonstrating growth in numeracy.

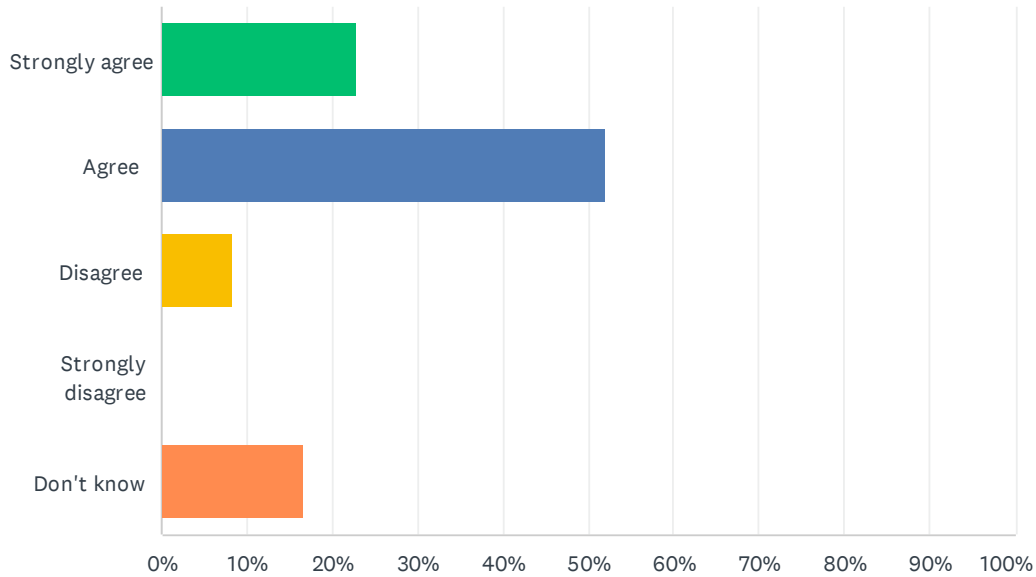
Answered: 48 Skipped: 8



ANSWER CHOICES	RESPONSES	
Strongly agree	37.50%	18
Agree	43.75%	21
Disagree	16.67%	8
Strongly disagree	0.00%	0
Don't know	2.08%	1
<b>TOTAL</b>		<b>48</b>

## Q9 My child has an understanding of First Nations, Métis and Inuit culture and history.

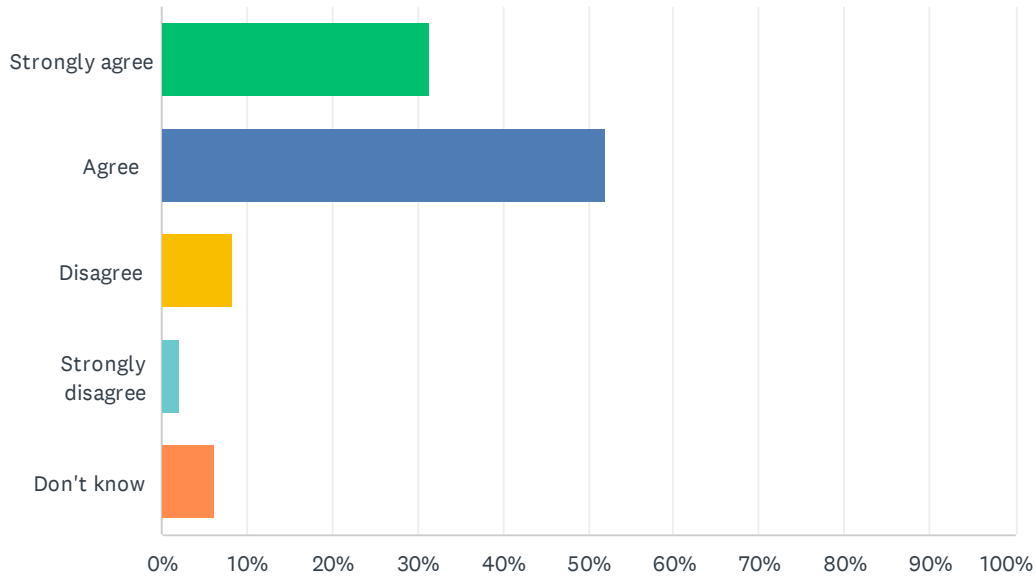
Answered: 48 Skipped: 8



ANSWER CHOICES	RESPONSES	
Strongly agree	22.92%	11
Agree	52.08%	25
Disagree	8.33%	4
Strongly disagree	0.00%	0
Don't know	16.67%	8
<b>TOTAL</b>		<b>48</b>

## Q10 My child's learning the knowledge, skills and attitudes necessary to be successful in life.

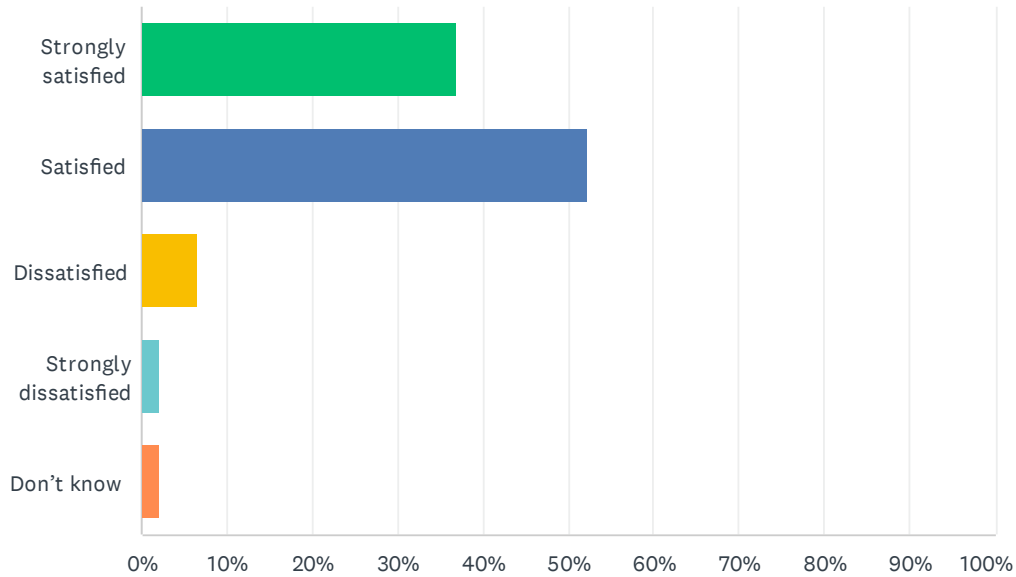
Answered: 48 Skipped: 8



ANSWER CHOICES	RESPONSES	
Strongly agree	31.25%	15
Agree	52.08%	25
Disagree	8.33%	4
Strongly disagree	2.08%	1
Don't know	6.25%	3
<b>TOTAL</b>		<b>48</b>

## Q11 How satisfied are you with the quality of education your child's receiving at school?

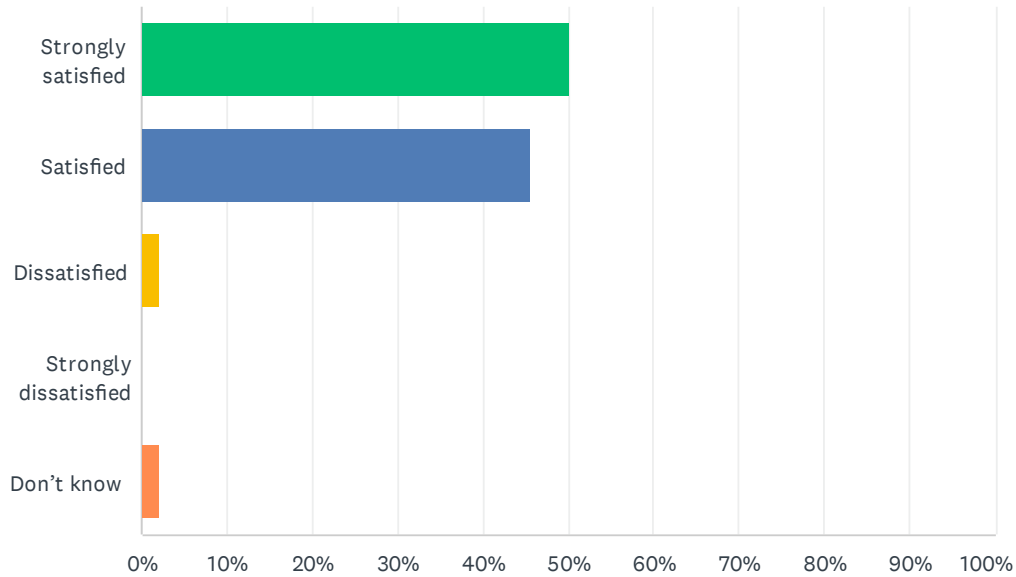
Answered: 46 Skipped: 10



ANSWER CHOICES	RESPONSES	
Strongly satisfied	36.96%	17
Satisfied	52.17%	24
Dissatisfied	6.52%	3
Strongly dissatisfied	2.17%	1
Don't know	2.17%	1
<b>TOTAL</b>		<b>46</b>

## Q12 How satisfied are you with the quality of teaching at your child's school?

Answered: 46 Skipped: 10

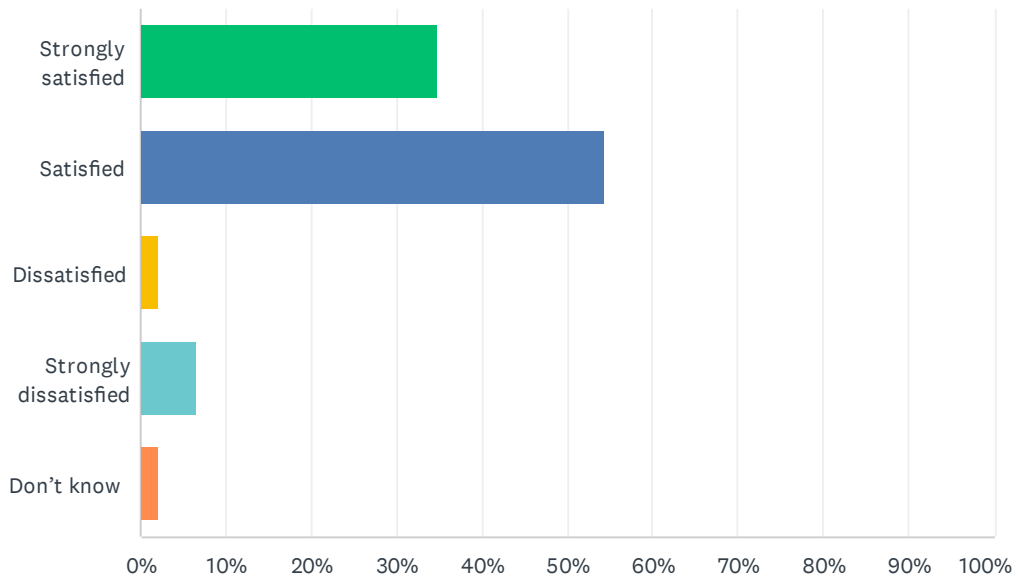


ANSWER CHOICES	RESPONSES	
Strongly satisfied	50.00%	23
Satisfied	45.65%	21
Dissatisfied	2.17%	1
Strongly dissatisfied	0.00%	0
Don't know	2.17%	1
<b>TOTAL</b>		<b>46</b>



## Q13 How satisfied are you with the leadership at your child's school?

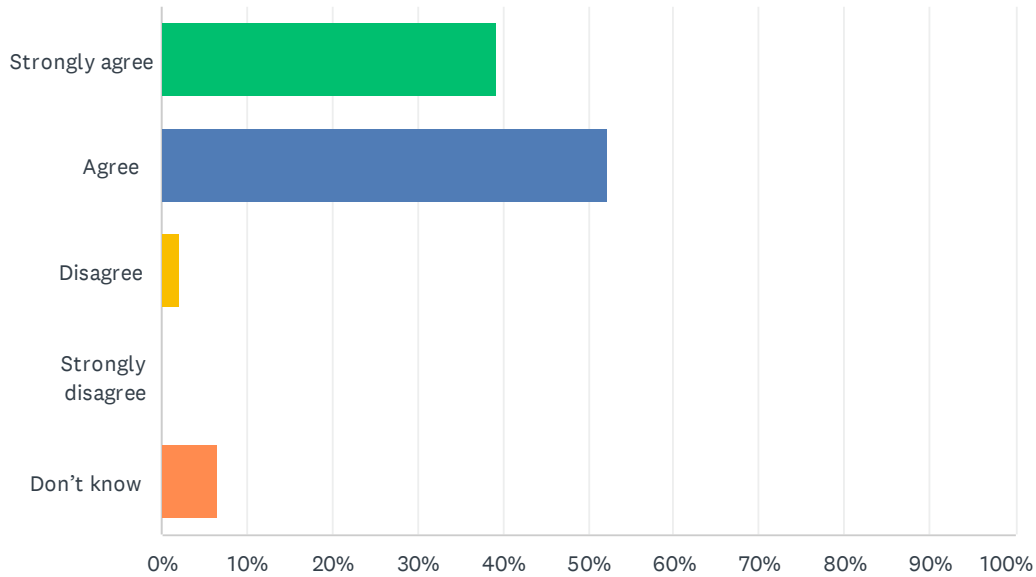
Answered: 46 Skipped: 10



ANSWER CHOICES	RESPONSES	
Strongly satisfied	34.78%	16
Satisfied	54.35%	25
Dissatisfied	2.17%	1
Strongly dissatisfied	6.52%	3
Don't know	2.17%	1
<b>TOTAL</b>		<b>46</b>

### Q14 My child’s school encourages my child to be a responsible, respectful and engaged citizen.

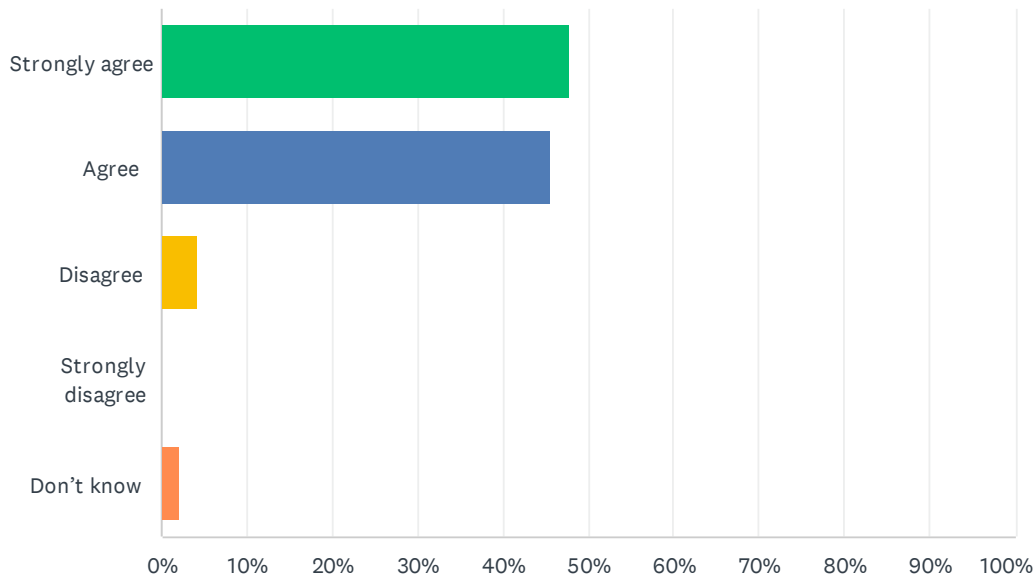
Answered: 46 Skipped: 10



ANSWER CHOICES	RESPONSES	
Strongly agree	39.13%	18
Agree	52.17%	24
Disagree	2.17%	1
Strongly disagree	0.00%	0
Don't know	6.52%	3
<b>TOTAL</b>		<b>46</b>

## Q15 School staff care about my child.

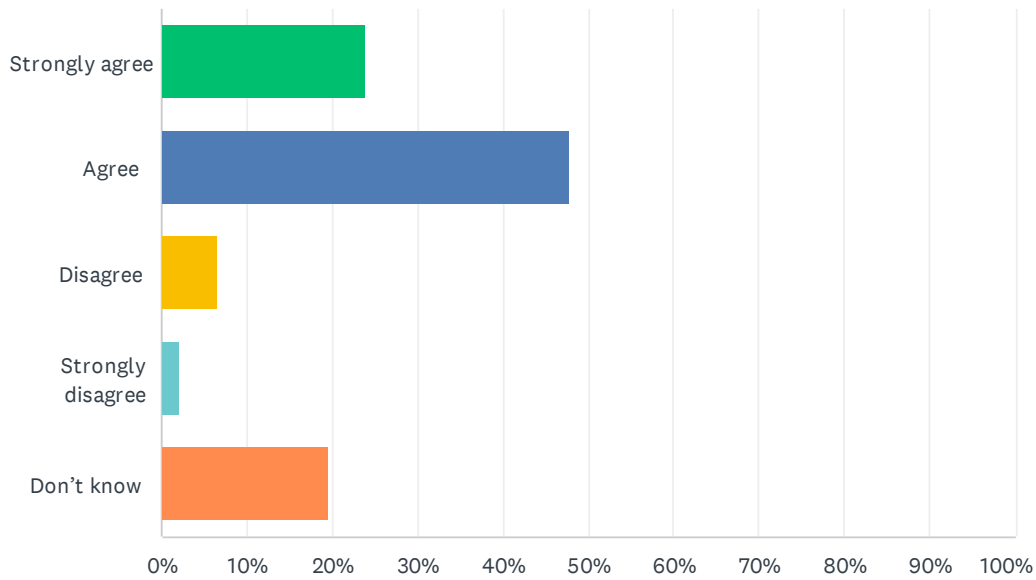
Answered: 46 Skipped: 10



ANSWER CHOICES	RESPONSES	
Strongly agree	47.83%	22
Agree	45.65%	21
Disagree	4.35%	2
Strongly disagree	0.00%	0
Don't know	2.17%	1
<b>TOTAL</b>		<b>46</b>

## Q16 My child's school handles discipline fairly and reasonably.

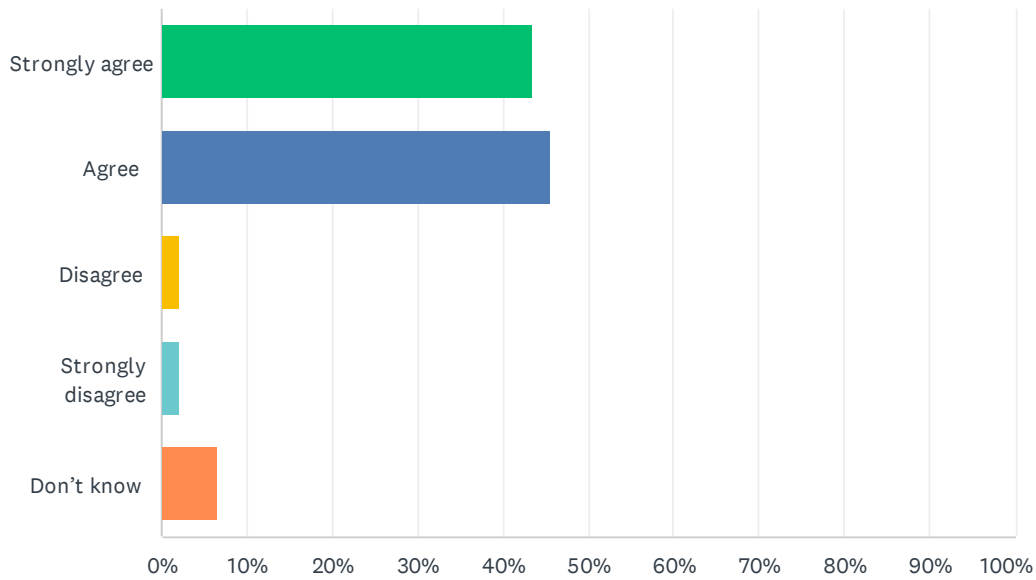
Answered: 46 Skipped: 10



ANSWER CHOICES	RESPONSES	
Strongly agree	23.91%	11
Agree	47.83%	22
Disagree	6.52%	3
Strongly disagree	2.17%	1
Don't know	19.57%	9
<b>TOTAL</b>		<b>46</b>

## Q17 My child's school is safe.

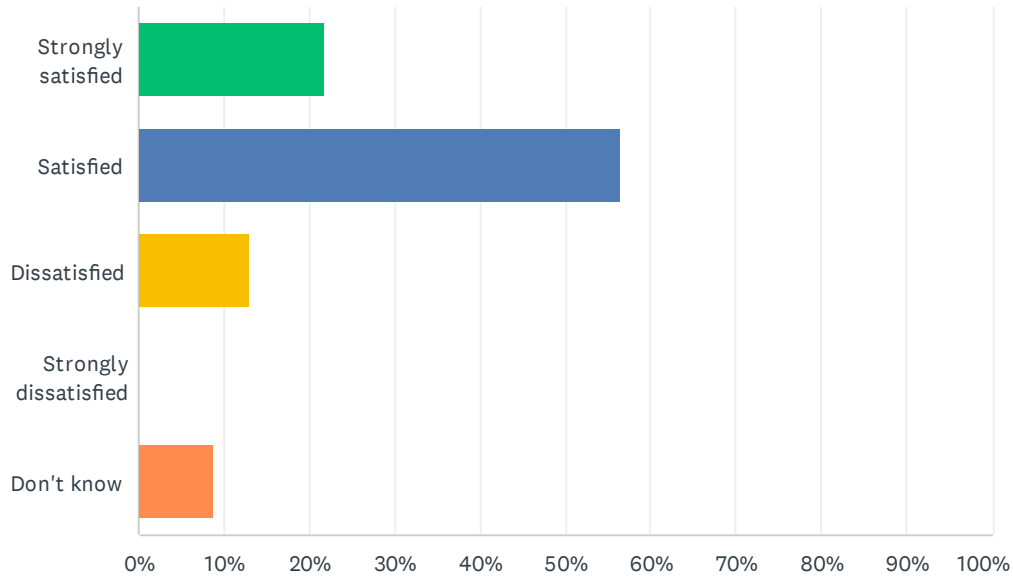
Answered: 46 Skipped: 10



ANSWER CHOICES	RESPONSES	
Strongly agree	43.48%	20
Agree	45.65%	21
Disagree	2.17%	1
Strongly disagree	2.17%	1
Don't know	6.52%	3
<b>TOTAL</b>		<b>46</b>

## Q18 How satisfied are you with the resources available to support your child's learning?

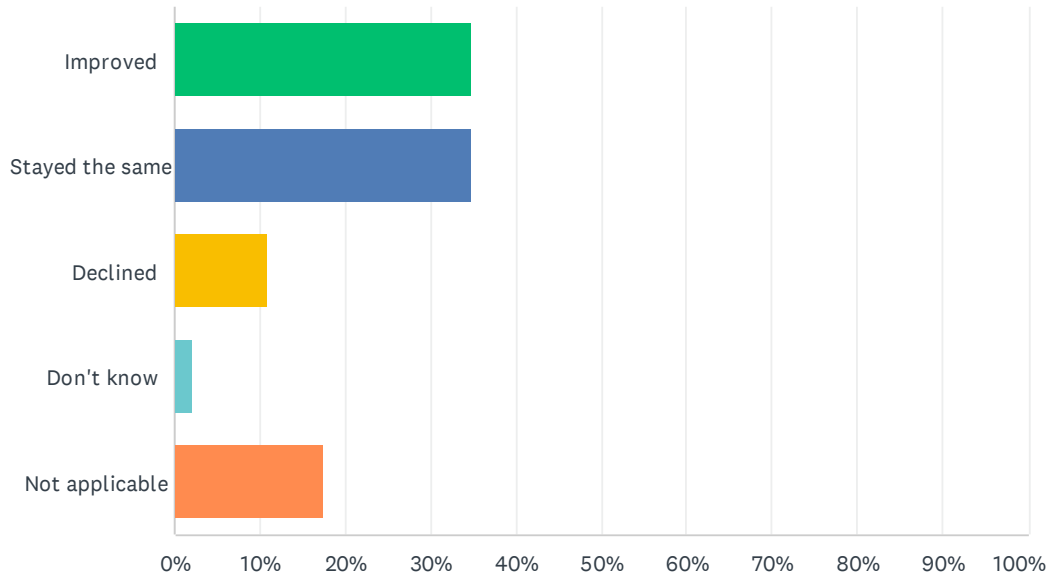
Answered: 46 Skipped: 10



ANSWER CHOICES	RESPONSES	
Strongly satisfied	21.74%	10
Satisfied	56.52%	26
Dissatisfied	13.04%	6
Strongly dissatisfied	0.00%	0
Don't know	8.70%	4
<b>TOTAL</b>		<b>46</b>

### Q19 In your opinion, has the quality of education your child's experienced improved, stayed the same or declined in the past three years?

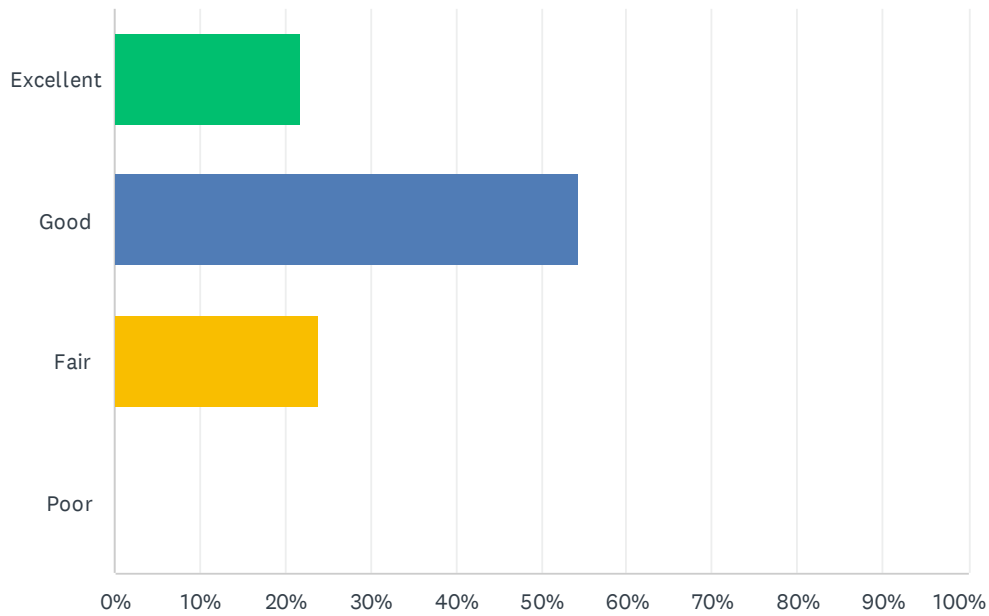
Answered: 46 Skipped: 10



ANSWER CHOICES	RESPONSES	
Improved	34.78%	16
Stayed the same	34.78%	16
Declined	10.87%	5
Don't know	2.17%	1
Not applicable	17.39%	8
<b>TOTAL</b>		<b>46</b>

## Q20 How do you rate the physical condition of your child's school?

Answered: 46 Skipped: 10

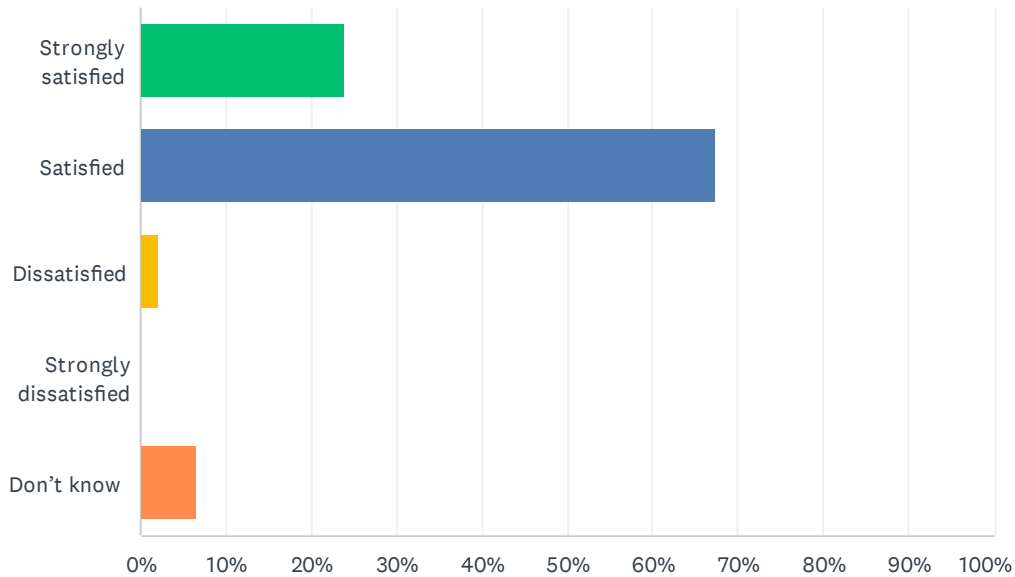


ANSWER CHOICES	RESPONSES	
Excellent	21.74%	10
Good	54.35%	25
Fair	23.91%	11
Poor	0.00%	0
TOTAL		46



**Q21 How satisfied are you with the opportunities provided to be involved in your child's education? Refer to the EIPS Parent Engagement overview for examples of involvement and engagement opportunities that help support student success.**

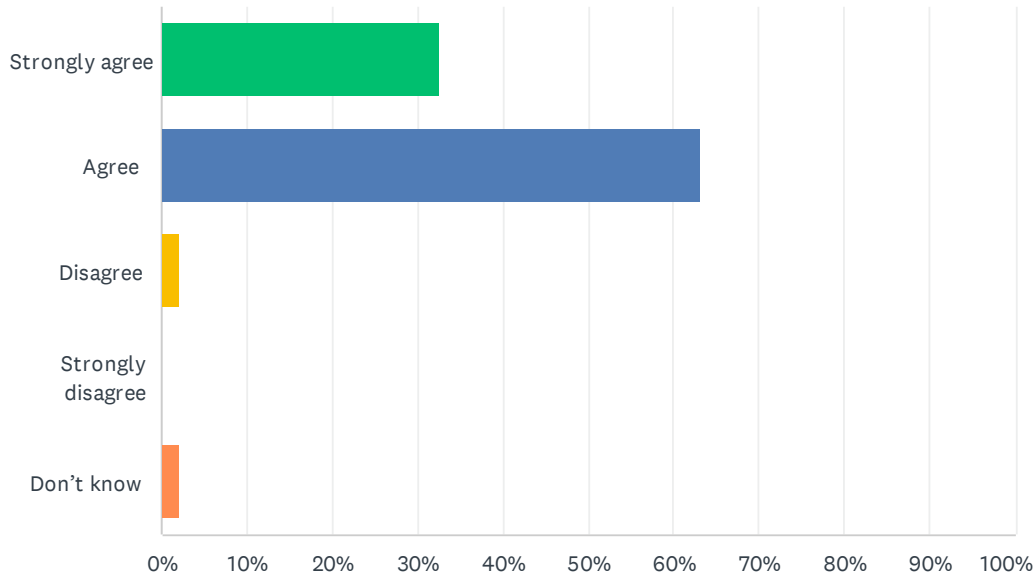
Answered: 46 Skipped: 10



ANSWER CHOICES	RESPONSES	
Strongly satisfied	23.91%	11
Satisfied	67.39%	31
Dissatisfied	2.17%	1
Strongly dissatisfied	0.00%	0
Don't know	6.52%	3
<b>TOTAL</b>		<b>46</b>

## Q22 The school keeps me informed about my child's progress and achievement.

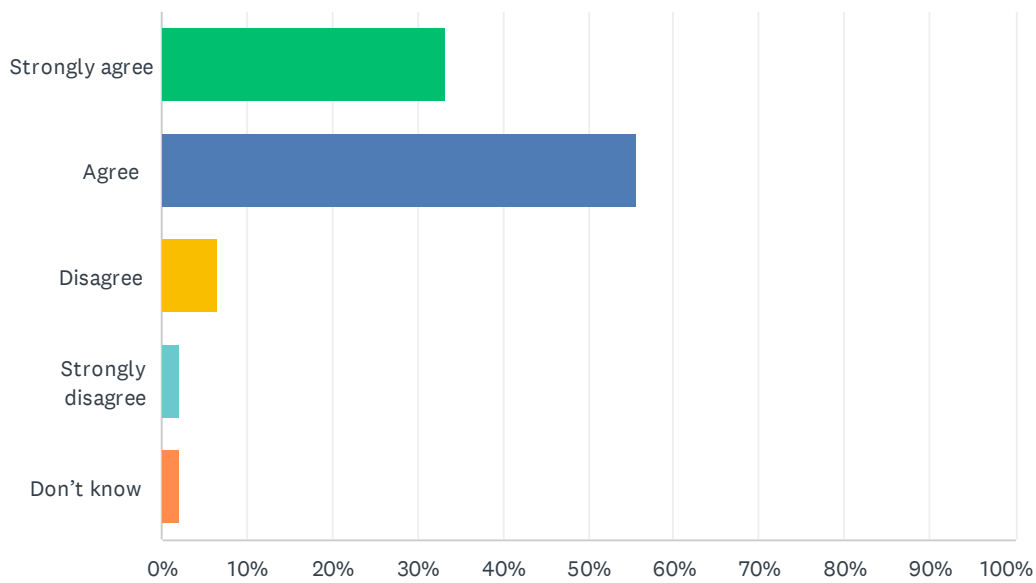
Answered: 46 Skipped: 10



ANSWER CHOICES	RESPONSES	
Strongly agree	32.61%	15
Agree	63.04%	29
Disagree	2.17%	1
Strongly disagree	0.00%	0
Don't know	2.17%	1
<b>TOTAL</b>		<b>46</b>

## Q23 There is open and honest communication within my child's school.

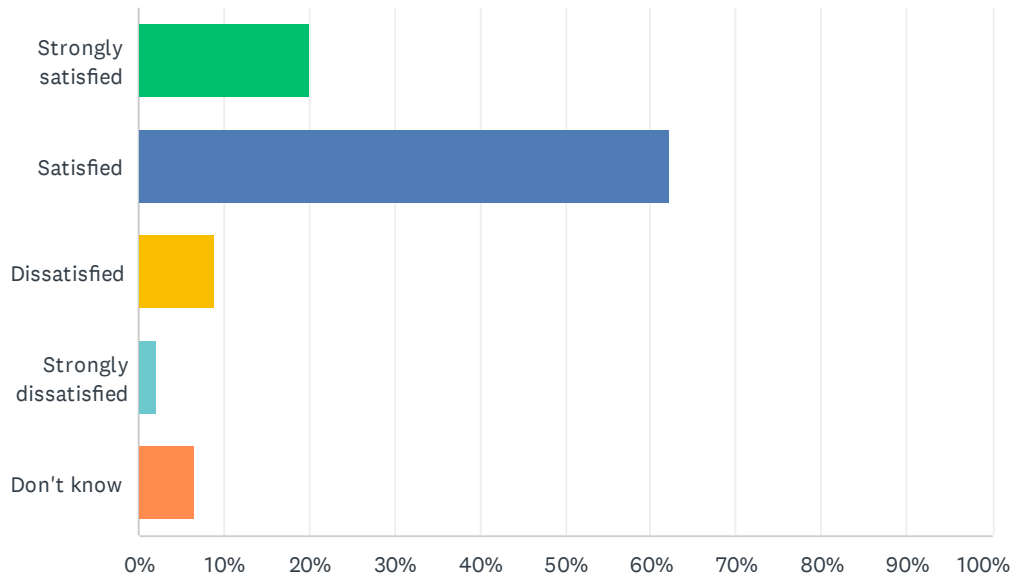
Answered: 45 Skipped: 11



ANSWER CHOICES	RESPONSES	
Strongly agree	33.33%	15
Agree	55.56%	25
Disagree	6.67%	3
Strongly disagree	2.22%	1
Don't know	2.22%	1
<b>TOTAL</b>		<b>45</b>

## Q24 How satisfied are you with the Division’s commitment to engaging stakeholders—including parents and caregivers—about matters that affect decision-making and public education?

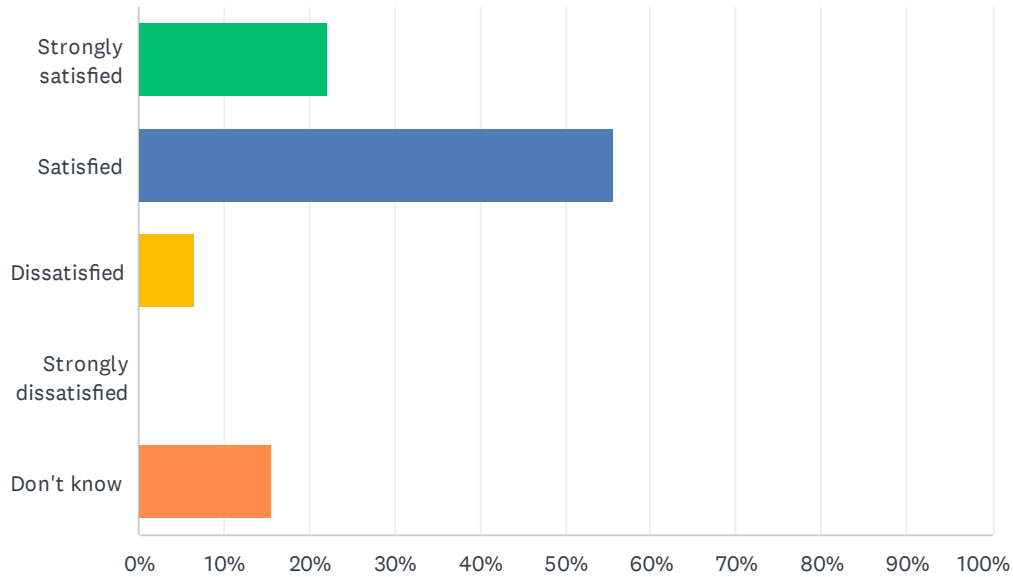
Answered: 45 Skipped: 11



ANSWER CHOICES	RESPONSES
Strongly satisfied	20.00% 9
Satisfied	62.22% 28
Dissatisfied	8.89% 4
Strongly dissatisfied	2.22% 1
Don't know	6.67% 3
<b>TOTAL</b>	<b>45</b>

## Q25 How satisfied are you with the Division’s commitment to advocating for public education?

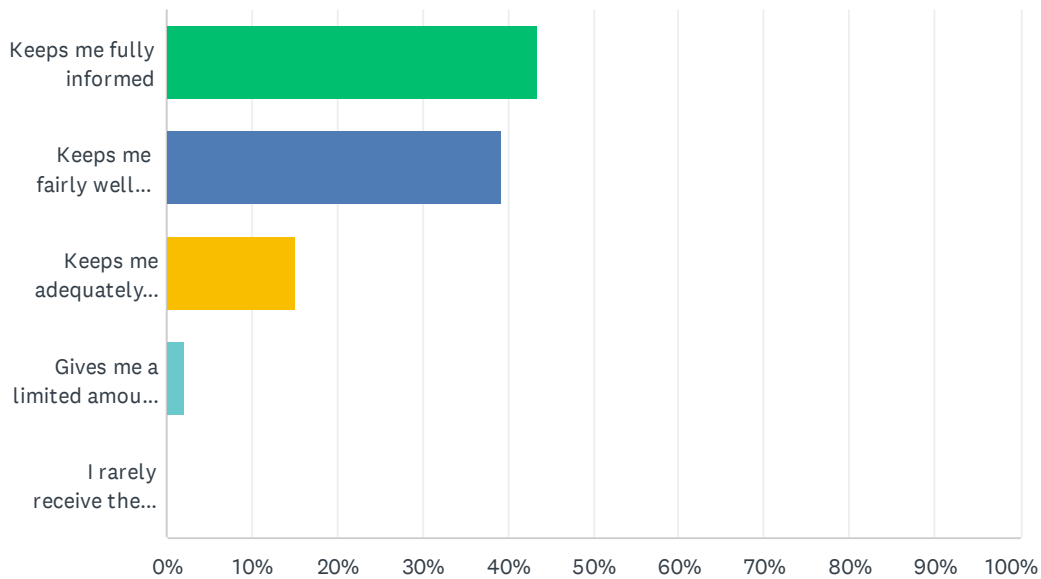
Answered: 45 Skipped: 11



ANSWER CHOICES	RESPONSES	
Strongly satisfied	22.22%	10
Satisfied	55.56%	25
Dissatisfied	6.67%	3
Strongly dissatisfied	0.00%	0
Don't know	15.56%	7
<b>TOTAL</b>		<b>45</b>

**Q26 Elk Island Public Schools appreciates the opportunity to stay connected with parents about news, activities, programs and other matters of importance. What is your impression of the communication you receive from your child's school?**

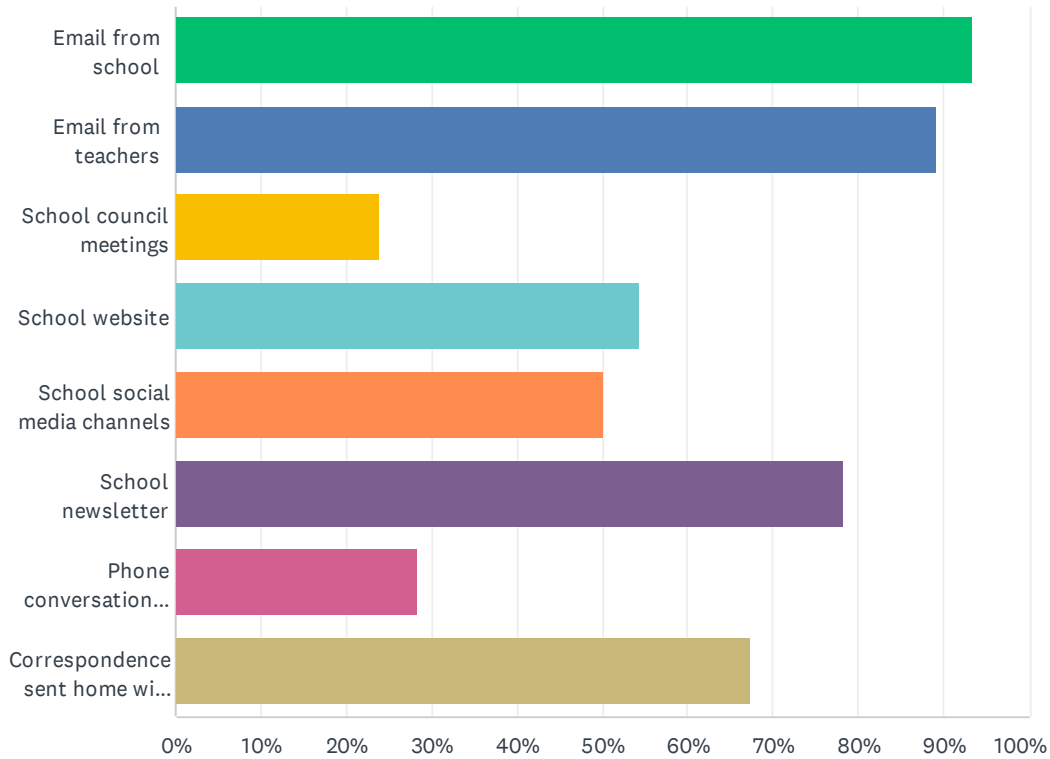
Answered: 46 Skipped: 10



ANSWER CHOICES	RESPONSES	
Keeps me fully informed	43.48%	20
Keeps me fairly well informed	39.13%	18
Keeps me adequately informed	15.22%	7
Gives me a limited amount of information	2.17%	1
I rarely receive the information I need	0.00%	0
<b>TOTAL</b>		<b>46</b>

## Q27 Do you regularly make use of the following to keep up to date on school activities, programs, etc.? Check all that apply.

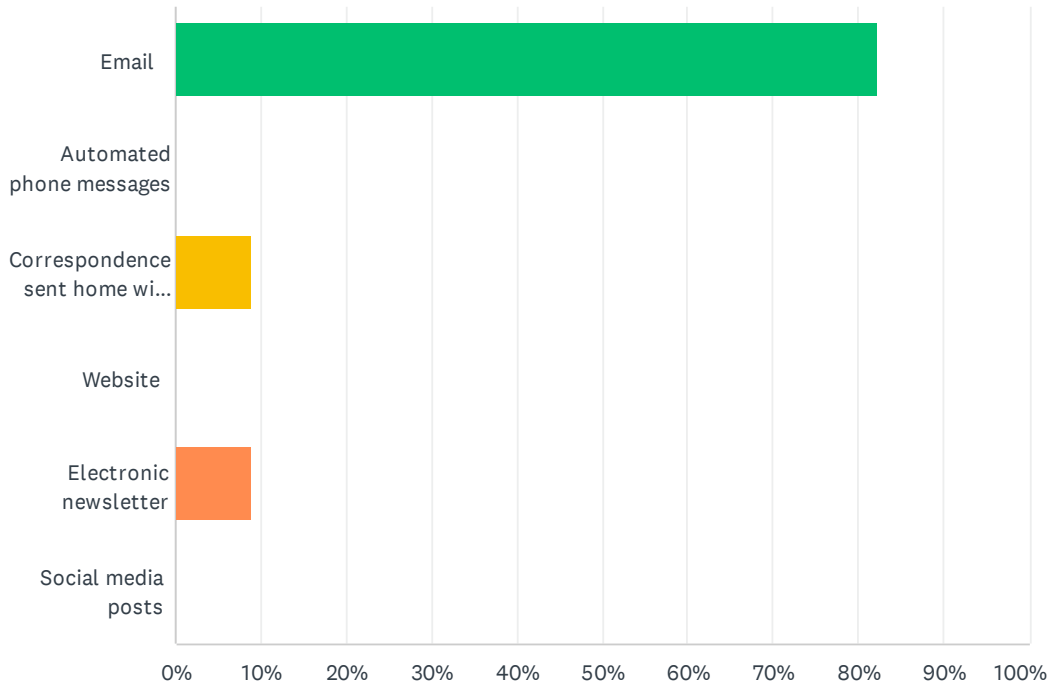
Answered: 46 Skipped: 10



ANSWER CHOICES	RESPONSES	
Email from school	93.48%	43
Email from teachers	89.13%	41
School council meetings	23.91%	11
School website	54.35%	25
School social media channels	50.00%	23
School newsletter	78.26%	36
Phone conversations with the school or teachers	28.26%	13
Correspondence sent home with my child	67.39%	31
Total Respondents: 46		

## Q28 What is your most preferred method of communication from the school and Division?

Answered: 45 Skipped: 11

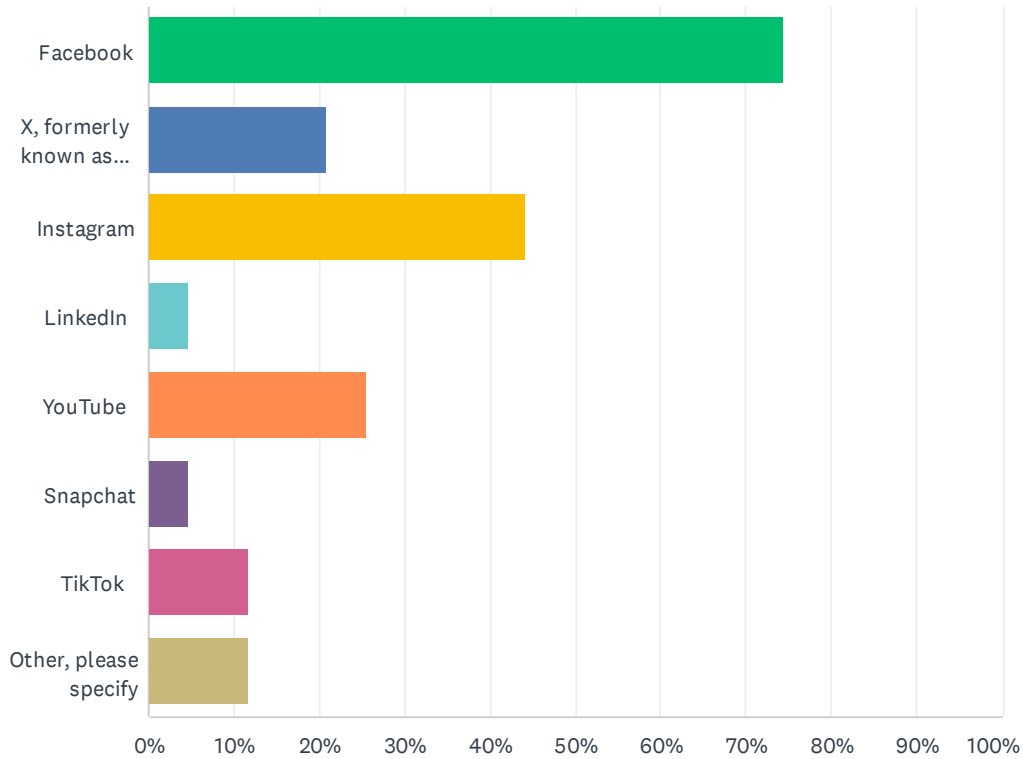


ANSWER CHOICES	RESPONSES	
Email	82.22%	37
Automated phone messages	0.00%	0
Correspondence sent home with my child	8.89%	4
Website	0.00%	0
Electronic newsletter	8.89%	4
Social media posts	0.00%	0
<b>TOTAL</b>		<b>45</b>



### Q29 The Division and schools often share news and information on social media. Which of the following platforms do you use? Check all that apply.

Answered: 43 Skipped: 13



ANSWER CHOICES	RESPONSES
Facebook	74.42% 32
X, formerly known as Twitter	20.93% 9
Instagram	44.19% 19
LinkedIn	4.65% 2
YouTube	25.58% 11
Snapchat	4.65% 2
TikTok	11.63% 5
Other, please specify	11.63% 5
Total Respondents: 43	

#	OTHER, PLEASE SPECIFY	DATE
1	N/A	3/21/2024 1:56 PM
2	N/A	3/15/2024 10:57 PM
3	N/A	3/15/2024 10:41 PM

2023-24 EIPS Annual Feedback Survey: For Parents and Caregivers

---

4	E mail	3/14/2024 7:54 PM
5	None	3/4/2024 10:06 AM

---